City of Coeur d' Alene
City of Post Falls
City of Hayden
City of Rathdrum
Coeur d' Alene Tribe
East Side Highway District
Idaho Transportation Department
Kootenai County, Idaho
Lakes Highway District
Post Falls Highway District
Worley Highway District

Cooperatively Developing a Transportation System for all of Kootenai County, Idaho

KMPO Board Meeting
February 12th, 2026 1:30 pm
Post Falls City Council Chambers, Post Falls City Hall, 1st Floor
408 N. Spokane Street, Post Falls, Idaho

AGENDA

1. **Call to Order – Bruce Mattare, Chair**
2. **Changes to the Agenda and Declarations of Conflicts of Interest – Action Item**
3. **Approval Meeting Minutes – Action Items**
   a. Approval of December 11th, 2025 Meeting Minutes
4. **Public Comments** (limited to 3 minutes per person)
5. **KCATT Recap & Recommendations**
   a. January KCATT Meeting Recap
   b. Recommendations:
      i. Revised Federal Functional Classification Map
      ii. 2025-2050 Population Projections
6. **Administrative Matters**
   a. December 2025 and January 2026 KMPO Expenditures – **Action Item**
   b. February 2026 Financial Snapshot - Informational
   c. FY 2025 KMPO Financial Audit- **Action Item**
7. **Other Business**
   a. FY26 Safety Performance Overview - Review
   b. Revised Federal Functional Classification Map- **Action Item**
   c. 2025-2050 Population Projections -**Action Item**
8. **Public Transportation (Informational Items Provided to KMPO) - Informational**
   KMPO is not the Designated Recipient of FTA Funding for the provision of transit Service in Kootenai County. These presentations and informational items are provided as a service to the public and to local jurisdictions. Questions related to service, schedules, or concerns should be directed to Kootenai County or the Coeur d'Alene Tribe
   a. Kootenai County Transit Report – Kootenai County Public Transportation
   b. Coeur d'Alene Tribe Rural Transit Report
9. **Director's Report** (written report included in Board packet)
10. **Board Member Comments**
11. **Next Meeting – March 12th, 2026**
12. **Adjournment**

For special accommodation/translation services, call 1.208-930-4164, 48 hours in advance. KMPO assures nondiscrimination in accordance with Title VI of the Civil Rights Act of 1964, and Civil Rights Restoration Act of 1987 (P.O. 100.259) and the Americans with Disabilities Act.

KOOTENAI METROPOLITAN PLANNING ORGANIZATION
250 Northwest Blvd, Suite 209 Coeur d' Alene, ID 83814
1-208-930-4164 Website: www.kmpo.net

MEETING MINUTES

Kootenai Metropolitan Planning Organization
Regular Board Meeting
December 11th, 2025
Post Falls City Council Chambers, Post Falls City Hall, 1st Floor
408 N. Spokane Street, Post Falls, Idaho

Board Members in Attendance:

Jeff Tyler	Post Falls Highway District
Tom Shafer	City of Hayden
Randy Westlund	City of Post Falls
Steve Adams	Lakes Highway District
Graham Christensen, Chairman	East Side Highway District
Bruce Mattare, Vice Chairman	Kootenai County
John Hodgkins	City of Rathdrum
Corrine Johnson (Proxy)	Worley Highway District
Dan Gookin	City of Coeur d'Alene
Justin Wuest (Proxy)	ITD

Board Members Absent:

Jim Kackman	Coeur d'Alene Tribe

Staff Present:

Glenn Miles	Executive Director
Kate Williams	Administrator

Attendees:

Terry Werner	Citizen
Shirly Wentland	ITD
Robert Beachler	ITD
Eric Shanley	Lakes Highway District
Donna Montgomery	Citizen
Monty Montgomery	Citizen

1. Call to Order – Graham Christensen, Chairman
The regular meeting of the Kootenai Metropolitan Planning Organization Policy Board was called to order by Chairman Graham Christensen at 1:30 p.m.

2. Changes to the Agenda and Declarations of Conflicts of Interest
Mr. Graham Christensen called for any changes to the agenda or conflicts of interest. Hearing none, the meeting proceeded as planned.

3. Approval Meeting Minutes – Action Items

a. Approval of November 20th 2025 Meeting Minutes

Bruce Mattare, motioned to approve the November 20th KMPO Board Meeting minutes as presented. Mr. Steve Adams, seconded the motion, which passed unanimously.

4. Public Comments (limited to 3 minutes)
No Public comments were made.

5. KCATT Recap & Recommendations-Robert Palus

a. Mr. Palus reported on the November 25th, 2025 KCATT meeting. He reported that ITD gave an update on various construction projects happening in Kootenai County, including the I-90/SH-41 Interchange project. The westbound off-ramp was opened, while construction continues. On I-90, SH-41 to US-95, they are continuing clearing efforts and working on MSE walls and utility relocation. The Pleasant View/SH-53 interchange is scheduled to open in the summer of 2026, with full contract completion scheduled for April of 2027. The SH-54 project, SH 41 to Greystone Road, has the first two miles of the corridor done, with the final lift of asphalt still needed. Lakes Highway District reported they had their transportation plan open house on October 14, which was well attended. Post Falls Highway District and Lakes Highway District will be working on a joint project to do an overlay on Prairie Ave., from US-95 to Atlas Rd. in Spring 2026. LHD is working on a federal grant for the Spirit Lake Causeway bridge. Kootenai County updated KCATT on the Area of Impact agreements with the cities. City of Rathdrum reported their Main Street sidewalk and curb project is concluded for the season and will begin again next spring. Post Falls Highway District reported they opened bids on December 2nd for the Prairie Ave. Pedestrian Underpass, and the bid came in well under the engineers' estimate. PFHD partnered with LHD and installed a temporary signal at the intersection of Hayden Avenue and Meyer Road. Worley Highway District reported the Greensferry Rd. guardrail project is complete, and the Rockford Bay Road/Belgrove Creek structure replacement project is complete, as well. City of Post Falls reported that all major projects are wrapped up for the year, and in 2026, a deep sewer line will be going in on Chase Road at Fisher Avenue, as well as Seltice Way, between Chase Road and McGuire Road, with two years' worth of work anticipated. Post Falls will be presenting their transportation master plan to the city council at a workshop on December 16th. Ms. Ali Marienau, KMPO, reported she has submitted the updates for the Federal Functional Classification map to ITD for their review. She also reported that the Rathdrum Prairie Area Transportation Study has moved into level three analysis, with 4/5 recommended options. KMPO is working on a Metropolitan Transportation Plan update with 2050 being the forecast year. Ms. Marienau will be doing updates of land use projections with the local jurisdictions during this update. KCATT will hold a utility forum on December 18th at 9:30am at the CDA Public Library to discuss common goals, areas of challenge, etc. KCATT received a demonstration of a new traffic count tool by ITD, which is being rolled out for local jurisdictions to use. This will be Mr. Palus' last KMPO board meeting as chair, as KCATT will elect new officers at its December meeting.

b. Recommendation of 2026 KMPO/KCATT Meeting Dates
Mr. Palus reported that KCATT has reviewed the proposed meeting dates and their recommendation to the board is to adopt the calendar as presented.

6. Administrative Matters

a. November 2025 KMPO Expenditures – Action Item

Mr. Miles reported that KMPO had routine expenses for the month of November 2025, and that the bank statement has been reconciled. There were no questions on the expenses presented.

Mr. Jeff Tyler motioned to approve the expenses for November 2025, as presented. Mr. Randy Westlund seconded the motion, which passed unanimously.

b. December 2025 Financial Snapshot

Mr. Miles reported that KMPO is in good financial standing, with no major financial changes from November, as of December 2nd. KMPO Is in good financial position and on track with its budget.

c. 2026 KMPO Board/KCATT Meeting Dates- Action Item

There were no issues with the calendar as presented. Chairman Christensen made note that the January 2026 KMPO board meeting might be cancelled due to lack of business.

Mr. Bruce Mattare motioned to approve 2026 KMPO Board/KCATT Meeting Dates, as presented. Mr. Randy Westlund seconded the motion, which passed unanimously.

d. KMPO 2025-2031 Transportation Improvement Program (TIP) Amendment Requests: Notification

i. 2025-2031 KMPO TIP Amendment #17-ITD request to modify KN24162 SH-53 – N Bruss to Milepost 8.3. This amendment to KN 24162 Increases PC by $895,000 in FY 2026. Mr. Miles commented that this is a Highway Safety Improvement Project.

7. Other Business

a. Election of KMPO Board Officers

Chairman Graham Christensen has served as the KMPO board chair for two years and has completed his term. He asked for nominations for KMPO chair. **Mr. Dan Gookin made a motion to nominate Mr. Bruce Mattare as KMPO Chair. Mr. Steve Adams, seconded the motion. There were no other nominations made for KMPO Chair made, and the motion to elect Bruce Mattare as KMPO Chair passed unanimously.**

Chairman Christensen called for nomination for a KMPO Board Vice-Chair. Mr. **Bruce Mattare nominated Mr. Randy Westlund as Vice-Chair, which was seconded by Mr. John Hodgkins. There were no other nominations made for KMPO Vice-Chair, and the motion to elect Mr. Randy Westlund as KMPO Vice-Chair passed unanimously.**

8. Public Transportation (Informational Items Provided to KMPO)

KMPO is not the Designated Recipient of FTA Funding for the provision of transit Service in Kootenai County. These presentations and informational items are provided as a service to the public and to local jurisdictions. Questions related to service, schedules, or concerns should be directed to Kootenai County or the Coeur d' Alene Tribe.

a. Kootenai County Transit Report – Kootenai County Public Transportation Staff

Mr. Chad Ingle reported on behalf of Kootenai County. He reported that Citylink North operations for fixed routes and paratransit totaled 10,752 trips in the month of November, which is a slight decrease year over year. He reported they are completing scheduled preventative maintenance inspections on all active vehicles to uphold FTA regulations. He reported they are working on updates to their Public Transportation Agency Safety Plan. He reported transit will be presenting to the Board of County Commissioners an application for ITD 5310, purchase of service funds, which go to support the Ring-a-Ride program, which serves seniors and individuals with disabilities that are outside of the paratransit area. The application is for $160,000 for 5310 grant funds, with a $40,000 in-kind match.

b. Coeur d'Alene Tribe Rural Transit Report

Mr. Ingle reported there was no update for the board at this time.

9. Director's Report

Mr. Miles reported board member Mr. Jim Kackman had called prior to the board meeting to excuse his absence today. He reported KMPO has received two requests for letters of support for local highway projects. Lakes Highway District's request is for the Causeway bridge in Spirit Lake, and one was for the City of Harrison to rebuild a street towards their marina. Mr. Miles reported that KMPO did sign letters to support those two projects. He reported KMPO attended their annual coordination meeting with ITD, where some successes were mentioned: the urban area boundary adjustments being completed; the Federal Functional Classification changes being submitted, with over 50 functional classification amendments to the map this year; 17 TIP amendments were issued during the year and all processed in a timely manner; and the 2026 TIP being submitted to ITD. The challenges identified were: KMPO/ITD keeping pace with development pressure on the regional transportation network, and staying on top of being able to incorporate those changes to the travel demand modeling. Another issue that was discussed is dealing with access control and maintaining corridor reliability. Some ideas were discussed by the group about how there could be improvement to the process of dealing with access, while maintaining our mobility on these corridors. Mr. Miles

reported that KMPO intends to have the metropolitan transportation plan updated by December of 2026. There were no questions from the board.

10. Board Member Comments
Mr. Dan Gookin wished the board Merry Christmas.

11. Next Meeting – January 8th, 2026

12. Adjournment
Chairman Graham Christensen motioned to adjourn the regular meeting of the Kootenai Metropolitan Planning Organization Policy Board on December 11th, 2025, and with no objections, the meeting was adjourned at 1:46 p.m.

Kate Williams *Signature on file*
Recording Secretary

KMPO Board Packet Agenda Item Item 6a

KOOTENAI METROPOLITAN PLANNING ORGANIZATION

EXPENSES

December, 2025

As of this date **February 12, 2026** the Kootenai Metropolitan Planning Organization Board approves reimbursements and payments made for expenses in **December, 2025** included in the following list, in the amount of **$46,708.95**

Chair: _____

Kootenai Metropolitan Planning Organization 4:23 PM

Monthly Expense Report 02/02/2026

December 2025

Type	Num	Date	Name	Memo	Paid Amount
Check	3827	12/01/2025	CdA North Homeowners Assoc	Unit #209 HOA Fee	309.94
Check	Debit Card	12/01/2025	Rackspace Inc	December 2025 Email and Archive hosting	61.86
Check	3828	12/02/2025	Kootenai County Tax Collector	KMPO Suite 209 Property Taxes	1,435.49
Liability Check	ACH	12/02/2025	PERSI	Contribution Mellon Nexen Transfer 12/2	2,227.12
Liability Check	E-pay	12/02/2025	United States Treasury	Federal Payroll Witholding	3,140.28
Liability Check	ACH	12/02/2025	Idaho State Tax Commission	Idaho Payroll Witholding	725.00
Check	Debit Card	12/03/2025	Unum	December 2025 Premium	228.56
Liability Check	ACH	12/05/2025	Regence Blue Shield of Idaho	December 2025 Premium	5,769.57
Check	Debit Card	12/06/2025	Adobe Store North America	Adobe Acrobat Pro - 3 Licenses	71.97
Check	ACH	12/08/2025	Vision Service Plan	Vision Service Plan December Premium	34.76
Liability Check	ACH	12/09/2025	Delta Dental	December 2025 Premium	333.63
Check	Debit Card	12/09/2025	Dell Inc.	Dell Keyboard for Laptop	71.54
Check	Debit Card	12/11/2025	Sawmill Grille	KMPO Chair and Vice Chair Meeting	72.37
Check	Debit Card	12/12/2025	Staples Inc.	2026 Supplies	68.83
Check	Debit Card	12/12/2025	Microsoft Store	Front Desk Microsoft 365 Annual Renewal	99.99
Check	ACH	12/16/2025	AVISTA	December 2025 Utilities	95.80
Liability Check	E-pay	12/16/2025	United States Treasury	Federal Payroll Witholding	3,112.22
Check	Debit Card	12/18/2025	Safeway Store 243	KMPO/KCATT Utility Coordination Meeting	37.57
Check	Debit Card	12/18/2025	Zoom Video Communications	Zoom Web Meeting Hosting December 2025	15.99
Check	Debit Card	12/18/2025	Intuit	Intuit December 2025 Payroll Fee	21.00
Check	Debit Card	12/18/2025	TDS Telecom	TDS Phone and ISP December 2025	135.48
Check	Debit Card	12/22/2025	Dell Inc.	Dell Latitude 7450 Laptop - Replacement	1,143.75
Liability Check	ACH	12/30/2025	PERSI	Contribution Mellon Nexen Transfer 12/16	2,207.00
Liability Check	ACH	12/31/2025	PERSI	Contribution Mellon Nexen Transfer 12/31	2,227.12
Liability Check	ACH	12/31/2025	Delta Dental	3042-0000	333.63
				Subtotal Operation Expenses	$ 23,980.47
				Subtotal Salary & Wages	$ 22,728.48
				Total December Expenditures	**$ 46,708.95**

KMPO Board Packet Agenda Item Item 6a

KOOTENAI METROPOLITAN PLANNING ORGANIZATION

EXPENSES

January, 2026

As of this date **February 12, 2026** the Kootenai Metropolitan Planning Organization Board approves reimbursements and payments made for expenses in **January, 2026** included in the following list, in the amount of **$43,302.73**

Chair: _____

Kootenai Metropolitan Planning Organization — 4:21 PM

Monthly Expense Report — 02/02/2026

January 2026

Type	Num	Date	Name	Memo	Original Amount
Check	Debit Card	01/05/2026	Microsoft Store	Microsoft 365 Annual Subscription (Front Desk)	129.99
Check	Debit Card	01/05/2026	Rackspace Inc	January 2026 Email and Archive hosting	61.86
Liability Check	ACH	01/05/2026	Idaho State Tax Commission	Idaho Payroll Witholding December	1,090.00
Liability Check	ACH	01/05/2026	State of Idaho Dept of Labor	Idaho Dept Labor 4th Quarter 2025	54.39
Check	3838	01/05/2026	CdA North Homeowners Assoc	Unit #209 HOA fees 1/2026- 3/2026	976.29
Check	Debit Card	01/06/2026	USPS	USPS Certified Mail IRS	13.28
Check	Debit Card	01/06/2026	Adobe Store North America	Adobe Acrobat 3 Licenses January 2026	71.97
Liability Check	ACH	01/06/2026	Regence Blue Shield of Idaho	Regence January 2026 Premium	5,769.57
Check	ACH	01/07/2026	Vision Service Plan	VSP January 2026 Premium	34.73
Check	Debit Card	01/08/2026	Staples Inc.	Staples Inc Office Supplies	68.86
Check	Debit Card	01/08/2026	USPS	USPS IRS 1099 Certified Mail Kansas City, MO	7.20
Check	Debit Card	01/09/2026	Unum	Unum Life, STD, ADD	228.56
Check	Debit Card	01/12/2026	Web Central	Annual Web Domain Fee	18.43
Liability Check	E-pay	01/12/2026	United States Treasury	Federal Payroll Witholding 1/15	3,054.64
Check	3842	01/12/2026	AVISTA	AVISTA January Utilities	81.44
Liability Check	ACH	01/14/2026	PERSI	PERSI Contributions 1/15	2,201.26
Check	Debit Card	01/16/2026	TDS Telecom	TDS Phone and ISP January 2026	150.15
Bill Pmt -Check	3843	01/16/2026	Magnuson, McHugh & Dougherty, CPA	KMPO FY 2025 Financial Audit	9,500.00
Check	Debit Card	01/20/2026	Intuit	Intuit Monthly Payroll Fee January 2026	21.00
Check	Debit Card	01/20/2026	Zoom Video Communications	Zoom January 2026 Web Meeting Hosting	15.99
Liability Check	E-pay	01/27/2026	United States Treasury	Federal Payroll Witholding 1/29	3,066.50
Liability Check	ACH	01/27/2026	PERSI	PERSI Contributions 1/29	2,209.88
				Subtotal Operation Expenses	$ 28,825.99
				Subtotal Salary & Wages	$ 14,476.74
				Total January Expenditures	**$ 43,302.73**

Item 6b

Kootenai Metropolitan Planning Organization

February 2, 2026

Monthly Financial Snapshot

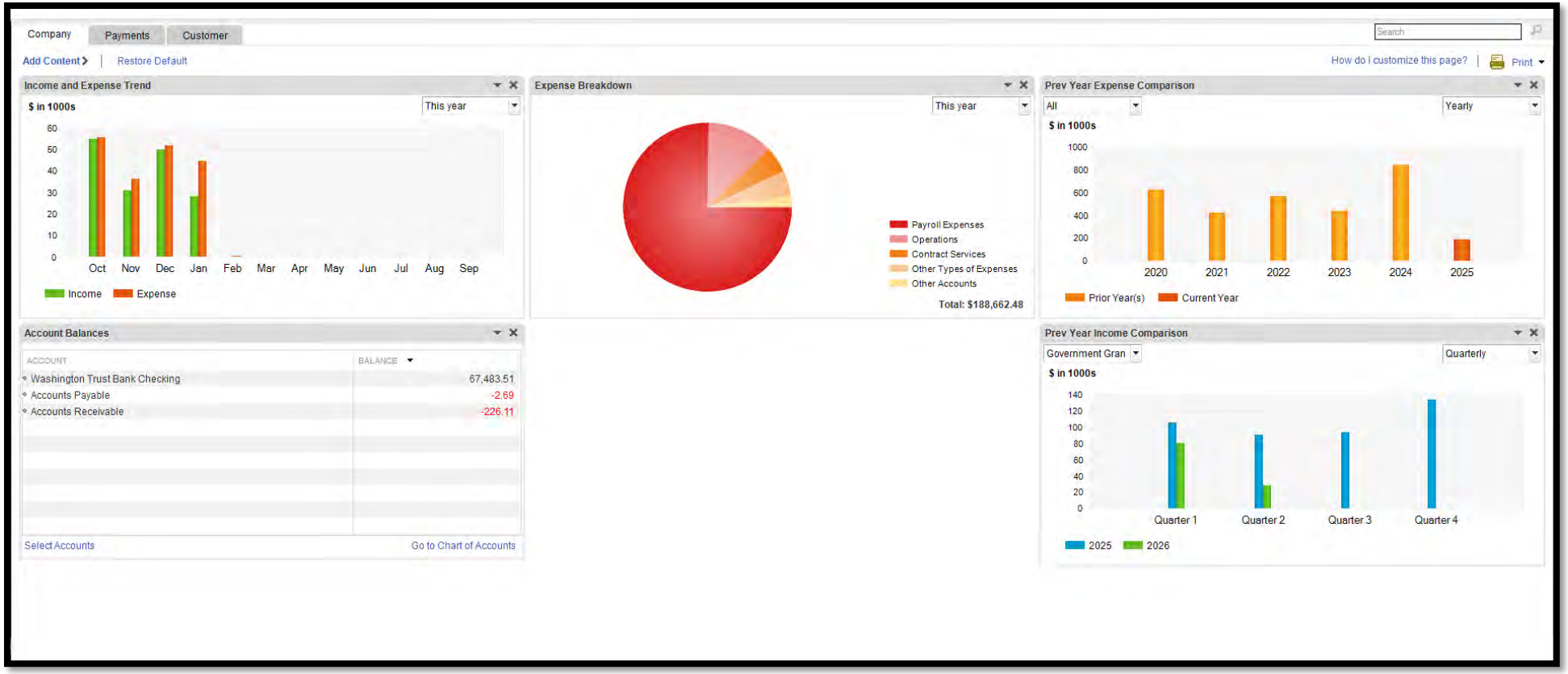

MAGNUSON · McHUGH · DOUGHERTY
CERTIFIED PUBLIC ACCOUNTANTS

January 6, 2026

Kootenai Metropolitan Planning Organization
250 Northwest Boulevard, Suite 209
Coeur d'Alene, ID 83814

We have audited the financial statements of the governmental activities, the business-type activities, the aggregate discretely presented component units, each major fund, and the aggregate remaining fund information of Kootenai Metropolitan Planning Organization for the year ended September 30, 2025. Professional standards require that we provide you with information about our responsibilities under generally accepted auditing standards and *Government Auditing Standards*, as well as certain information related to the planned scope and timing of our audit. We have communicated such information in our letter to you dated December 29, 2025. Professional standards also require that we communicate to you the following information related to our audit.

Significant Audit Matters

Qualitative Aspects of Accounting Practices

Management is responsible for the selection and use of appropriate accounting policies. The significant accounting policies used by Kootenai Metropolitan Planning Organization are described in Note 1 to the financial statements. As described in Note 1 to the financial statements, Kootenai Metropolitan Planning Organization changed accounting policies related to the recognition and measurement guidance for compensated absences by adopting Statement of Governmental Accounting Standards (GASB Statement) No. 101, *Compensated Absences*, in 2025. Accordingly, the cumulative effect of the accounting change as of the beginning of the year is reported in the financial statements.

We noted no transactions entered into by Kootenai Metropolitan Planning Organization during the year for which there is a lack of authoritative guidance or consensus. All significant transactions have been recognized in the financial statements in the proper period.

Accounting estimates are an integral part of the financial statements prepared by management and are based on management's knowledge and experience about past and current events and assumptions about future events. Certain accounting estimates are particularly sensitive because of their significance to the financial statements and because of the possibility that future events affecting them may differ significantly from those expected. The most sensitive estimates affecting Kootenai Metropolitan Planning Organization's financial statements were: management's estimate of the amortization and management's estimate of depreciation.

Management's estimate of the amortization is based on the present value of the right-of-use lease asset. We evaluated the methods, assumptions, and data used to develop the estimate in determining that it is reasonable in relation to the financial statements taken as a whole.

Management's estimate of depreciation is based on the estimated useful lives of the capital assets. We evaluated the methods, assumptions, and data used to develop the estimate in determining that it is reasonable in relation to the financial statements taken as a whole.

2100 Northwest Blvd., Ste 400
Coeur d'Alene, ID 83814
www.MMD.cpa
Office: 208-765-9500 · Fax: 208-667-9174

Certain financial statement disclosures are particularly sensitive because of their significance to financial statement users. The most sensitive disclosures affecting the financial statements was:

- The disclosure of the defined benefit pension plan in Note 5 to the financial statements. Management's estimate of the net pension liability was provided by the Public Employee Retirement System of Idaho (PERSI). An actuary assisted PERSI in calculating projected benefits and obligations associated with the liability. PERSI's financial statements have been audited by a certified public accounting firm as of the measurement date.

The financial statement disclosures are neutral, consistent, and clear.

Difficulties Encountered in Performing the Audit

We encountered no significant difficulties in dealing with management in performing and completing our audit.

Corrected and Uncorrected Misstatements

Professional standards require us to accumulate all known and likely misstatements identified during the audit, other than those that are clearly trivial, and communicate them to the appropriate level of management. The attached Schedule C summarizes uncorrected misstatements of the financial statements. Management has determined that their effects are immaterial, both individually and in the aggregate, to the financial statements taken as a whole. The uncorrected misstatements or the matters underlying them could potentially cause future period financial statements to be materially misstated, even though, in our judgment, such uncorrected misstatements are immaterial to the financial statements under audit. In addition, none of the misstatements detected as a result of audit procedures and corrected by management were material, either individually or in the aggregate, to each opinion unit's financial statements taken as a whole.

Disagreements with Management

For purposes of this letter, a disagreement with management is a financial accounting, reporting, or auditing matter, whether or not resolved to our satisfaction, that could be significant to the financial statements or the auditor's report. We are pleased to report that no such disagreements arose during the course of our audit.

Management Representations

We have requested certain representations from management that are included in the management representation letter dated December 29, 2025.

Management Consultations with Other Independent Accountants

In some cases, management may decide to consult with other accountants about auditing and accounting matters, similar to obtaining a "second opinion" on certain situations. If a consultation involves application of an accounting principle to Kootenai Metropolitan Planning Organization's financial statements or a determination of the type of auditor's opinion that may be expressed on those statements, our professional standards require the consulting accountant to check with us to determine that the consultant has all the relevant facts. To our knowledge, there were no such consultations with other accountants.

Other Audit Findings or Issues

We generally discuss a variety of matters, including the application of accounting principles and auditing standards, with management each year prior to retention as Kootenai Metropolitan Planning Organization's auditors. However, these discussions occurred in the normal course of our professional relationship and our responses were not a condition to our retention.

Other Matters

We applied certain limited procedures to the Management's Discussion and Analysis, Schedules of Revenues, Expenditures, and Changes in Fund Balances – Budget and Actual – General Fund, and Schedules of required supplementary information consistent with the requirements of GASB Statement No. 68, which are required supplementary information (RSI) that supplements the basic financial statements. Our procedures consisted of inquiries of management regarding the methods of preparing the information and comparing the information for consistency with management's responses to our inquiries, the basic financial statements, and other knowledge we obtained during our audit of the basic financial statements. We did not audit the RSI and do not express an opinion or provide any assurance on the RSI.

Restriction on Use

This information is intended solely for the information and use of the Board of Directors and management of Kootenai Metropolitan Planning Organization and is not intended to be, and should not be, used by anyone other than these specified parties.

Very truly yours,

Magnuson, McHugh, Dougherty CPAs

Magnuson, McHugh, Dougherty CPAs

SCHEDULE A

Account	Description	Workpaper Reference	Debit	Credit
1001		**M-01**		
To tie out fund balance to prior year report.				
4001	Government Grants:Federal Grants		27,728.00	0.00
3001	Unrestricted Net Assets		0.00	28,806.00
2001	Accounts Payable		0.00	3,608.00
5006a	Facilities and Equipment:Real Estate, Personal Prop Tax		4,687.00	0.00
5009	Operations:Printing and Copying		0.00	1.00
2001	Accounts Payable		3,605.00	0.00
2001.1	Accounts Payable Offset		0.00	3,605.00
Total			**36,020.00**	**36,020.00**
1002		**G-01**		
To adjust prepaid balance to actual.				
5005c	Facilities and Equipment - Property Insurance		0.00	5,444.00
1200	Prepaid Expenses		5,444.00	0.00
Total			**5,444.00**	**5,444.00**
1003				
To adjust expenses reimbursed by ITD				
5003	Contract Services:Accounting Fees		8,600.00	0.00
5005b	Facilities and Equipment:Equip Rental and Maintenance		640.00	0.00
5005c	Facilities and Equipment - Property Insurance		5,444.00	0.00
5005d	Facilities and Equipment - Real Estate, Personal Property Tax		4,687.00	0.00
5006	Facilities and Equipment:Rent, Parking, Utilities		15,181.00	0.00
5007	Operations:Books, Subscriptions, Reference		28,019.00	0.00
5008	Operations:Postage, Mailing Service		39.00	0.00
5009	Operations:Printing and Copying		87.00	0.00
5010	Operations:Supplies		1,164.00	0.00
5011	Operations:Telephone, Telecommunications		2,712.00	0.00
5010a	Operations:Other		2,330.00	0.00
5012	Other Types of Expenses:Advertising Expenses		434.00	0.00
5014	Other Types of Expenses:Memberships and Dues		7,835.00	0.00
5015	Other Types of Expenses:Other Costs		25.00	0.00
5017	Travel and Meetings		8,292.00	0.00
5018	Travel and Meetings:Conference, Convention, Meeting		1,612.00	0.00
5019	Travel and Meetings:Travel		1,813.00	0.00
5022	Capital Purchases:Grant Capital Purchase - Equip		7,710.00	0.00
4001	Government Grants:Federal Grants		0.00	95,639.00
5010	Operations:Supplies		0.00	985.00
4001	Government Grants:Federal Grants		79,550.00	0.00
5014	Other Types of Expenses:Memberships and Dues		0.00	79,550.00
Total			**176,174.00**	**176,174.00**
1004		**K-02**		
To true up company contribution account				
2002	Payroll Liabilities		4,615.00	0.00
5016	Payroll Expenses		0.00	4,615.00
Total			**4,615.00**	**4,615.00**
1005		**K-01-1**		
To accrue for two months of Inrix invoice into AP				
5004	Contract Services:Outside Contract Services		5,806.00	0.00
2001	Accounts Payable		0.00	5,806.00
Total			**5,806.00**	**5,806.00**
1006		**O-03**		
To move reimbursement from ITD from expense to revenue.				
5004	Contract Services:Outside Contract Services		11,611.00	0.00
4001	Government Grants:Federal Grants		0.00	11,611.00
Total			**11,611.00**	**11,611.00**
GRAND TOTAL			**239,670.00**	**239,670.00**

SCHEDULE B

Account	Description	Difference	Workpaper Reference	Debit	Credit
3001		**Permanent**	**L-02-1**		
To reclass mortgage loan interest expense to actual.					
5021	Capital Purchases			0.00	1,071.00
MMD3	Interest Expense			1,071.00	0.00
Total				**1,071.00**	**1,071.00**
3002		**Permanent**	**H-01**		
To adjust Capital Outlay account to actual					
5021	Capital Purchases			10,977.00	0.00
5022	Capital Purchases:Grant Capital Purchase - Equip			0.00	7,477.00
5004a	Contract Services:Other			0.00	3,500.00
Total				**10,977.00**	**10,977.00**
3003		**Permanent**	**O-02**		
To reclassify payroll expenses					
5016b	Benefits			3,145.00	0.00
5016a	Payroll Expenses:Company Contribution			0.00	3,145.00
Total				**3,145.00**	**3,145.00**
3004		**Permanent**	**N-00**		
To reclassify income to the correct categories.					
4001	Government Grants:Federal Grants			0.00	346,558.00
4002	Program Income:Member Assessments			346,558.00	0.00
4002.1	Sales Income			18,958.00	0.00
4001	Government Grants:Federal Grants			0.00	18,958.00
Total				**365,516.00**	**365,516.00**
3005		**Permanent**	**H-01**		
To reclass appraisal and closing costs to capital outlay account.					
5015	Other Types of Expenses:Other Costs			0.00	4,573.00
5021	Capital Purchases			4,573.00	0.00
Total				**4,573.00**	**4,573.00**
3006		**Permanent**	**O-04**		
To reclassify payroll expenses.					
5016c	Payroll Taxes			21,881.00	0.00
5016b	Benefits			42,607.00	0.00
5016a	Payroll Expenses:Company Contribution			0.00	362.00
5016	Payroll Expenses			0.00	64,126.00
Total				**64,488.00**	**64,488.00**
GRAND TOTAL				**449,770.00**	**449,770.00**

SCHEDULE C

Account	Description	Misstatement	Workpaper Reference	Debit	Credit
4001		**Known Classification**	**K-04**		
To accrue wages for last pay period and corresponding AR from October ITD billings.					
5016	Payroll Expenses			1,612.00	0.00
2003	Accrued Wages			0.00	1,612.00
1010	Accounts Receivable			1,612.00	0.00
4001	Government Grants:Federal Grants			0.00	1,612.00
Total				**3,224.00**	**3,224.00**
4002		**Known Classification**	**G-01**		
To adjust prepaid expenses to actual.					
1200	Prepaid Expenses			1,608.00	0.00
5010a	Operations:Other			0.00	1,608.00
Total				**1,608.00**	**1,608.00**
GRAND TOTAL				**4,832.00**	**4,832.00**

Kootenai MPO

City of Coeur d' Alene
City of Post Falls
City of Hayden
City of Rathdrum
Coeur d' Alene Tribe
East Side Highway District
Idaho Transportation Department
Kootenai County, Idaho
Lakes Highway District

December 29, 2025

Magnuson, McHugh, Dougherty CPAs
P.O. Box 1379
Cœur d'Alene, ID 83816

This representation letter is provided in connection with your audit of the financial statements of Kootenai Metropolitan Planning Organization, which comprise the respective financial position of the governmental activities and results of operations as of September 30, 2025, and the respective changes in financial position and, where applicable, cash flows for the year then ended, and the disclosures (collectively, the "financial statements"), for the purpose of expressing opinions as to whether the financial statements are presented fairly, in all material respects, in accordance with accounting principles generally accepted in the United States of America (U.S. GAAP).

Certain representations in this letter are described as being limited to matters that are material. Items are considered to be material, regardless of size, if they involve an omission or misstatement of accounting information that, in light of surrounding circumstances, makes it probable that the judgment of a reasonable person relying on the information would be changed or influenced by the omission or misstatement. An omission or misstatement that is monetarily small in amount could be considered material as a result of qualitative factors.

We confirm, to the best of our knowledge and belief, as of the signature date of this letter, the following representations made to you during your audit.

Financial Statements

1) We have fulfilled our responsibilities, as set out in the terms of the audit engagement letter dated September 4, 2025, including our responsibility for the preparation and fair presentation of the financial statements in accordance with U.S. GAAP and for preparation of the supplementary information in accordance with the applicable criteria.
2) The financial statements referred to above are fairly presented in conformity with U.S. GAAP and include all properly classified funds and other financial information of the primary government and all component units required by generally accepted accounting principles to be included in the financial reporting entity.
3) We acknowledge our responsibility for the design, implementation, and maintenance of internal control relevant to the preparation and fair presentation of financial statements that are free from material misstatement, whether due to fraud or error.
4) We acknowledge our responsibility for the design, implementation, and maintenance of internal control to prevent and detect fraud.
5) The methods, significant assumptions, and data used in making accounting estimates and their related disclosures are appropriate to achieve recognition, measurement, or disclosure that is reasonable in accordance with U.S. GAAP.

6) Related party relationships and transactions, including revenues, expenditures/expenses, loans, transfers, leasing arrangements, and guarantees, and amounts receivable from or payable to related parties have been appropriately accounted for and disclosed in accordance with U.S. GAAP.
7) Adjustments or disclosures have been made for all events, including instances of noncompliance, subsequent to the date of the financial statements that would require adjustment to or disclosure in the financial statements.
8) The effects of uncorrected misstatements are immaterial, both individually and in the aggregate, to the financial statements as a whole for each opinion unit. A list of the uncorrected misstatements is attached to the representation letter as Schedule C.
9) We approve all the journal entries proposed in the attached Schedules A and B for our financial statements referred to above.
10) The effects of all known actual or possible litigation, claims, and assessments have been accounted for and disclosed in accordance with U.S. GAAP.
11) Guarantees, whether written or oral, under which the Kootenai Metropolitan Planning Organization is contingently liable, if any, have been properly recorded or disclosed.

Information Provided

12) We have provided you with:
    a) Access to all information, of which we are aware, that is relevant to the preparation and fair presentation of the financial statements, such as records (including information obtained from outside of the general and subsidiary ledgers), documentation, and other matters.
    b) Additional information that you have requested from us for the purpose of the audit.
    c) Unrestricted access to persons within the Kootenai Metropolitan Planning Organization from whom you determined it necessary to obtain audit evidence.
    d) Minutes of the meetings of Kootenai Metropolitan Planning Organization or summaries of actions of recent meetings for which minutes have not yet been prepared.
13) All material transactions have been recorded in the accounting records and are reflected in the financial statements.
14) We have disclosed to you the results of our assessment of the risk that the financial statements may be materially misstated as a result of fraud.
15) We have no knowledge of any fraud or suspected fraud that affects the Kootenai Metropolitan Planning Organization and involves –
    - Management,
    - Employees who have significant roles in internal control, or
    - Others where the fraud could have a material effect on the financial statements.
16) We have no knowledge of any allegations of fraud or suspected fraud affecting the Kootenai Metropolitan Planning Organization's financial statements communicated by employees, former employees, regulators, or others.
17) We have no knowledge of instances of noncompliance or suspected noncompliance with provisions of laws, regulations, contracts, or grant agreements, or waste or abuse, whose effects should be considered when preparing financial statements.
18) We have disclosed to you all known actual or possible litigation, claims, and assessments whose effects should be considered when preparing the financial statements.
19) We have disclosed to you the names of the Kootenai Metropolitan Planning Organization's related parties and all the related party relationships and transactions, including any side agreements.

Government-specific

20) There have been no communications from regulatory agencies concerning noncompliance with, or deficiencies in, financial reporting practices.

21) We have identified to you any previous audits, attestation engagements, and other studies related to the objectives of the audit and whether related recommendations have been implemented.

22) We have identified to you any investigations or legal proceedings that have been initiated with respect to the period under audit.

23) Kootenai Metropolitan Planning Organization has no plans or intentions that may materially affect the carrying value or classification of assets, deferred outflows of resources, liabilities, deferred inflows of resources, and fund balance or net position.

24) We are responsible for compliance with the laws, regulations, and provisions of contracts and grant agreements applicable to us, including tax or debt limits and debt contracts, and legal and contractual provisions for reporting specific activities in separate funds.

25) We have appropriately identified, recorded, and disclosed all leases in accordance with GASB Statement (GASBS) No. 87 .

26) We have appropriately disclosed or recognized conduit debt obligations and/or certain arrangements associated with conduit debt obligations in accordance with GASBS No. 91 .

27) We have appropriately disclosed identified, recorded, and disclosed public-private and public-public partnerships and availability payment arrangements in accordance with GASBS No. 94 .

28) We have appropriately identified, recorded, and disclosed subscription-based information technology arrangements in accordance with GASBS No. 96 .

29) We have identified and disclosed to you all instances of identified and suspected fraud and noncompliance with provisions of laws, regulations, contracts, and grant agreements that we believe have a material effect on the financial statements.

30) We have appropriately measured, recorded, and disclosed compensated absences and other salary-related payments in accordance with GASBS No. 101 .

31) There are no violations or possible violations of budget ordinances, laws and regulations (including those pertaining to adopting, approving, and amending budgets), provisions of contracts and grant agreements, tax or debt limits, and any related debt covenants whose effects should be considered for disclosure in the financial statements, or as a basis for recording a loss contingency, or for reporting on noncompliance.

32) As part of your audit, you assisted with preparation of the financial statements and disclosures. We acknowledge our responsibility as it relates to those non-audit services, including that we assume all management responsibilities; oversee the services by designating an individual, preferably within senior management, who possesses suitable skill, knowledge, or experience; evaluate the adequacy and results of the services performed; and accept responsibility for the results of the services. We have reviewed, approved, and accepted responsibility for those financial statements and disclosures.

33) Kootenai Metropolitan Planning Organization has satisfactory title to all owned assets, and there are no liens or encumbrances on such assets nor has any asset been pledged as collateral.

34) Kootenai Metropolitan Planning Organization has complied with all aspects of contractual agreements that would have a material effect on the financial statements in the event of noncompliance.

35) The financial statements include all component units, appropriately present majority equity interests in legally separate organizations and joint ventures with an equity interest, and properly disclose all other joint ventures and other related organizations.

36) The financial statements include all fiduciary activities required by GASBS No. 84 , as amended.

37) The financial statements properly classify all funds and activities in accordance with GASBS No. 34 , as amended.

38) All funds that meet the quantitative criteria in GASBS Nos. 34 and 37 for presentation as major are identified and presented as such and all other funds that are presented as major are particularly important to financial statement users.

39) Components of net position (net investment in capital assets; restricted; and unrestricted) and classifications of fund balance (non-spendable, restricted, committed, assigned, and unassigned) are properly classified and, if applicable, approved.

40) Investments, derivative instrument transactions, and land and other real estate held by endowments are properly valued.

41) Provisions for uncollectible receivables have been properly identified and recorded.

42) Expenses have been appropriately classified in or allocated to functions and programs in the statement of activities, and allocations have been made on a reasonable basis.

43) Revenues are appropriately classified in the statement of activities within program revenues, general revenues, contributions to term or permanent endowments, or contributions to permanent fund principal.

44) Interfund, internal, and intra-entity activity and balances have been appropriately classified and reported.

45) Deposits and investment securities and derivative instrument transactions are properly classified as to risk and are properly disclosed.

46) Capital assets, including infrastructure and intangible assets, are properly capitalized, reported, and, if applicable, depreciated or amortized.

47) We have appropriately disclosed Kootenai Metropolitan Planning Organization's policy regarding whether to first apply restricted or unrestricted resources when an expense is incurred for purposes for which both restricted and unrestricted net position is available and have determined that net position is properly recognized under the policy.

48) We are following our established accounting policy regarding which resources (that is, restricted, committed, assigned, or unassigned) are considered to be spent first for expenditures for which more than one resource classification is available. That policy determines the fund balance classifications for financial reporting purposes.

49) We acknowledge our responsibility for the required supplementary information (RSI). The RSI is measured and presented within prescribed guidelines and the methods of measurement and presentation have not changed from those used in the prior period. We have disclosed to you any significant assumptions and interpretations underlying the measurement and presentation of the RSI.

Glenn F. Miles

Glenn F. Miles, Executive Director

SCHEDULE A

Account	Description	Workpaper Reference	Debit	Credit
1001		M-01		
To tie out fund balance to prior year report.				
4001	Government Grants:Federal Grants		27,728.00	0.00
3001	Unrestricted Net Assets		0.00	28,806.00
2001	Accounts Payable		0.00	3,608.00
5006a	Facilities and Equipment:Real Estate, Personal Prop Tax		4,687.00	0.00
5009	Operations:Printing and Copying		0.00	1.00
2001	Accounts Payable		3,605.00	0.00
2001.1	Accounts Payable Offset		0.00	3,605.00
Total			**36,020.00**	**36,020.00**
1002		G-01		
To adjust prepaid balance to actual.				
5005c	Facilities and Equipment - Property Insurance		0.00	5,444.00
1200	Prepaid Expenses		5,444.00	0.00
Total			**5,444.00**	**5,444.00**
1003				
To adjust expenses reimbursed by ITD				
5003	Contract Services:Accounting Fees		8,600.00	0.00
5005b	Facilities and Equipment:Equip Rental and Maintenance		640.00	0.00
5005c	Facilities and Equipment - Property Insurance		5,444.00	0.00
5005d	Facilities and Equipment - Real Estate, Personal Property Tax		4,687.00	0.00
5006	Facilities and Equipment:Rent, Parking, Utilities		15,181.00	0.00
5007	Operations:Books, Subscriptions, Reference		28,019.00	0.00
5008	Operations:Postage, Mailing Service		39.00	0.00
5009	Operations:Printing and Copying		87.00	0.00
5010	Operations:Supplies		1,164.00	0.00
5011	Operations:Telephone, Telecommunications		2,712.00	0.00
5010a	Operations:Other		2,330.00	0.00
5012	Other Types of Expenses:Advertising Expenses		434.00	0.00
5014	Other Types of Expenses:Memberships and Dues		7,835.00	0.00
5015	Other Types of Expenses:Other Costs		25.00	0.00
5017	Travel and Meetings		8,292.00	0.00
5018	Travel and Meetings:Conference, Convention, Meeting		1,612.00	0.00
5019	Travel and Meetings:Travel		1,813.00	0.00
5022	Capital Purchases:Grant Capital Purchase - Equip		7,710.00	0.00
4001	Government Grants:Federal Grants		0.00	95,639.00
5010	Operations:Supplies		0.00	985.00
4001	Government Grants:Federal Grants		79,550.00	0.00
5014	Other Types of Expenses:Memberships and Dues		0.00	79,550.00
Total			**176,174.00**	**176,174.00**
1004		K-02		
To true up company contribution account				
2002	Payroll Liabilities		4,615.00	0.00
5016	Payroll Expenses		0.00	4,615.00
Total			**4,615.00**	**4,615.00**
1005		K-01-1		
To accrue for two months of Inrix invoice into AP				
5004	Contract Services:Outside Contract Services		5,806.00	0.00
2001	Accounts Payable		0.00	5,806.00
Total			**5,806.00**	**5,806.00**
1006		O-03		
To move reimbursement from ITD from expense to revenue.				
5004	Contract Services:Outside Contract Services		11,611.00	0.00
4001	Government Grants:Federal Grants		0.00	11,611.00
Total			**11,611.00**	**11,611.00**
GRAND TOTAL			**239,670.00**	**239,670.00**

SCHEDULE B

Account	Description	Difference	Workpaper Reference	Debit	Credit
3001		**Permanent**	**L-02-1**		
To reclass mortgage loan interest expense to actual.					
5021	Capital Purchases			0.00	1,071.00
MMD3	Interest Expense			1,071.00	0.00
Total				**1,071.00**	**1,071.00**
3002		**Permanent**	**H-01**		
To adjust Capital Outlay account to actual					
5021	Capital Purchases			10,977.00	0.00
5022	Capital Purchases:Grant Capital Purchase - Equip			0.00	7,477.00
5004a	Contract Services:Other			0.00	3,500.00
Total				**10,977.00**	**10,977.00**
3003		**Permanent**	**O-02**		
To reclassify payroll expenses					
5016b	Benefits			3,145.00	0.00
5016a	Payroll Expenses:Company Contribution			0.00	3,145.00
Total				**3,145.00**	**3,145.00**
3004		**Permanent**	**N-00**		
To reclassify income to the correct categories.					
4001	Government Grants:Federal Grants			0.00	346,558.00
4002	Program Income:Member Assessments			346,558.00	0.00
4002.1	Sales Income			18,958.00	0.00
4001	Government Grants:Federal Grants			0.00	18,958.00
Total				**365,516.00**	**365,516.00**
3005		**Permanent**	**H-01**		
To reclass appraisal and closing costs to capital outlay account.					
5015	Other Types of Expenses:Other Costs			0.00	4,573.00
5021	Capital Purchases			4,573.00	0.00
Total				**4,573.00**	**4,573.00**
3006		**Permanent**	**O-04**		
To reclassify payroll expenses.					
5016c	Payroll Taxes			21,881.00	0.00
5016b	Benefits			42,607.00	0.00
5016a	Payroll Expenses:Company Contribution			0.00	362.00
5016	Payroll Expenses			0.00	64,126.00
Total				**64,488.00**	**64,488.00**
GRAND TOTAL				**449,770.00**	**449,770.00**

SCHEDULE C

Account	Description	Misstatement	Workpaper Reference	Debit	Credit
4001		**Known Classification**	**K-04**		
To accrue wages for last pay period and corresponding AR from October ITD billings.					
5016	Payroll Expenses			1,612.00	0.00
2003	Accrued Wages			0.00	1,612.00
1010	Accounts Receivable			1,612.00	0.00
4001	Government Grants:Federal Grants			0.00	1,612.00
Total				**3,224.00**	**3,224.00**
4002		**Known Classification**	**G-01**		
To adjust prepaid expenses to actual.					
1200	Prepaid Expenses			1,608.00	0.00
5010a	Operations:Other			0.00	1,608.00
Total				**1,608.00**	**1,608.00**
GRAND TOTAL				**4,832.00**	**4,832.00**

KOOTENAI METROPOLITAN PLANNING ORGANIZATION

FINANCIAL STATEMENT
SEPTEMBER 30, 2025

KOOTENAI METROPOLITAN PLANNING ORGANIZATION

September 30, 2025

TABLE OF CONTENTS

FINANCIAL SECTION:

Independent Auditor's Report ..... 1 – 3

Management's Discussion and Analysis. ..... 4 – 8

Basic Financial Statements:

Organization-wide Financial Statements:

Statement of Net Position 9

Statement of Activities 10

Fund Financial Statements:

Governmental Funds – Balance Sheet 11

Reconciliation of the Governmental Funds Balance Sheet to the Statement of Net Position 12

Governmental Funds – Statement of Revenues, Expenditures and Changes in Fund Balances 13

Reconciliation of the Statement of Revenues, Expenditures and Changes in Fund Balances of Governmental Funds to the Statement of Activities 14

Notes to the Financial Statements ..... 15 – 28

Required Supplementary Information:

Schedule of Revenues, Expenditures and Changes in Fund Balances – Budget and Actual General Fund 29

Schedule of Employer's Share of Net Pension Liability ..... 30 – 31

Schedule of Employer Contributions ..... 30 – 31

Report Required by the GAO:

Independent Auditor's Report on Internal Control Over Financial Reporting and on Compliance and Other Matters Based on an Audit of Financial Statements Performed in Accordance with *Government Auditing Standards* ..... 32 – 33

FINANCIAL SECTION

INDEPENDENT AUDITOR'S REPORT

MAGNUSON • McHUGH • DOUGHERTY
CERTIFIED PUBLIC ACCOUNTANTS

INDEPENDENT AUDITOR'S REPORT

To the Board of Directors
Kootenai Metropolitan Planning Organization
Coeur d'Alene, ID 83814

Report on the Audit of the Financial Statements

Opinions

We have audited the accompanying financial statements of the governmental activities and each major fund of Kootenai Metropolitan Planning Organization, as of and for the year ended September 30, 2025, and the related notes to the financial statements, which collectively comprise Kootenai Metropolitan Planning Organization's basic financial statements as listed in the table of contents.

In our opinion, the financial statements referred to above present fairly, in all material respects, the respective financial position of the governmental activities, and each major fund of Kootenai Metropolitan Planning Organization as of September 30, 2025, and the respective changes in financial position, and, where applicable, cash flows thereof for the year then ended in accordance with accounting principles generally accepted in the United States of America.

Basis for Opinions

We conducted our audit in accordance with auditing standards generally accepted in the United States of America and the standards applicable to financial audits contained in *Government Auditing Standards* issued by the Comptroller General of the United States. Our responsibilities under those standards are further described in the Auditor's Responsibilities for the Audit of the Financial Statements section of our report. We are required to be independent of Kootenai Metropolitan Planning Organization and to meet our other ethical responsibilities, in accordance with the relevant ethical requirements relating to our audit. We believe that the audit evidence we have obtained is sufficient and appropriate to provide a basis for our audit opinions.

Responsibilities of Management for the Financial Statements

Management is responsible for the preparation and fair presentation of the financial statements in accordance with accounting principles generally accepted in the United States of America, and for the design, implementation, and maintenance of internal control relevant to the preparation and fair presentation of financial statements that are free from material misstatement, whether due to fraud or error.

In preparing the financial statements, management is required to evaluate whether there are conditions or events, considered in the aggregate, that raise substantial doubt about Kootenai Metropolitan Planning Organization's ability to continue as a going concern for twelve months beyond the financial statement date, including any currently known information that may raise substantial doubt shortly thereafter.

2100 Northwest Blvd., Ste 400
Coeur d'Alene, ID 83814
www.MMD.cpa
Office: 208-765-9500 • Fax: 208-667-9174

INDEPENDENT AUDITOR'S REPORT (CONTINUED)

Auditor's Responsibilities for the Audit of the Financial Statements

Our objectives are to obtain reasonable assurance about whether the financial statements as a whole are free from material misstatement, whether due to fraud or error, and to issue an auditor's report that includes our opinions. Reasonable assurance is a high level of assurance but is not absolute assurance and therefore is not a guarantee that an audit conducted in accordance with generally accepted auditing standards and *Government Auditing Standards* will always detect a material misstatement when it exists. The risk of not detecting a material misstatement resulting from fraud is higher than for one resulting from error, as fraud may involve collusion, forgery, intentional omissions, misrepresentations, or the override of internal control. Misstatements are considered material if there is a substantial likelihood that, individually or in the aggregate, they would influence the judgment made by a reasonable user based on the financial statements.

In performing an audit in accordance with generally accepted auditing standards and *Government Auditing Standards*, we:

- Exercise professional judgment and maintain professional skepticism throughout the audit.
- Identify and assess the risks of material misstatement of the financial statements, whether due to fraud or error, and design and perform audit procedures responsive to those risks. Such procedures include examining, on a test basis, evidence regarding the amounts and disclosures in the financial statements.
- Obtain an understanding of internal control relevant to the audit in order to design audit procedures that are appropriate in the circumstances, but not for the purpose of expressing an opinion on the effectiveness of Kootenai Metropolitan Planning Organization's internal control. Accordingly, no such opinion is expressed.
- Evaluate the appropriateness of accounting policies used and the reasonableness of significant accounting estimates made by management, as well as evaluate the overall presentation of the financial statements.
- Conclude whether, in our judgment, there are conditions or events, considered in the aggregate, that raise substantial doubt about Kootenai Metropolitan Planning Organization's ability to continue as a going concern for a reasonable period of time.

We are required to communicate with those charged with governance regarding, among other matters, the planned scope and timing of the audit, significant audit findings, and certain internal control-related matters that we identified during the audit.

Required Supplementary Information

Accounting principles generally accepted in the United States of America require that the budgetary comparison information, management's discussion and analysis, and GASB No. 68 pension information, as listed in the table of contents, be presented to supplement the basic financial statements. Such information is the responsibility of management and, although not a part of the basic financial statements, is required by the Governmental Accounting Standards Board who considers it to be an essential part of financial reporting for placing the basic financial statements in an appropriate operational, economic, or historical context. We have applied certain limited procedures to the required supplementary information in accordance with auditing standards generally accepted in the United States of America, which consisted of inquiries of management about the methods of preparing the information and comparing the information for consistency with management's responses to our inquiries, the basic financial statements, and other knowledge we obtained during our audit of the basic financial statements. We do not express an opinion or provide any assurance on the information because the limited procedures do not provide us with sufficient evidence to express an opinion or provide any assurance.

2100 Northwest Blvd., Ste 400
Coeur d'Alene, ID 83814
www.MMD.cpa
Office: 208-765-9500 • Fax: 208-667-9174

INDEPENDENT AUDITOR'S REPORT (CONCLUDED)

Other Reporting Required by *Government Auditing Standards*

In accordance with *Government Auditing Standards*, we have also issued our report dated December 29, 2025, on our consideration of Kootenai Metropolitan Planning Organization's internal control over financial reporting and on our tests of its compliance with certain provisions of laws, regulations, contracts, and grant agreements and other matters. The purpose of that report is solely to describe the scope of our testing of internal control over financial reporting and compliance and the results of that testing, and not to provide an opinion on the effectiveness of Kootenai Metropolitan Planning Organization's internal control over financial reporting or on compliance. That report is an integral part of an audit performed in accordance with *Government Auditing Standards* in considering Kootenai Metropolitan Planning Organization's internal control over financial reporting and compliance.

Magnuson, McHugh, Dougherty CPAs

Magnuson, McHugh, Dougherty CPAs

December 29, 2025

2100 Northwest Blvd., Ste 400
Coeur d'Alene, ID 83814

www.MMD.cpa
Office: 208-765-9500 • Fax: 208-667-9174

FINANCIAL SECTION

MANAGEMENT'S DISCUSSION AND ANALYSIS

Kootenai Metropolitan Planning Organization

MANAGEMENT'S DISCUSSION AND ANALYSIS
For the Year Ended September 30, 2025

As management of Kootenai Metropolitan Planning Organization (KMPO), we offer readers of the Organization's financial statements this narrative overview and analysis of the financial activities of Kootenai Metropolitan Planning Organization for the fiscal year ended September 30, 2025.

KMPO generally adopts a budget in June for the subsequent year. The current year budget is updated as part of the subsequent year budget development process and approved by the KMPO Board.

FINANCIAL HIGHLIGHTS

At the end of the fiscal year, total net position was $265,149 which is an increase of $374,094 in the net position over 2024. A summary of KMPO's assets, deferred outflows of resources, liabilities, deferred inflows of resources and net position follows:

Assets	$ 458,171
Deferred outflows resources	36,362
Liabilities	(171,043)
Deferred inflows of resources	(58,341)
Net position	$ 265,149

Fiscal year program revenues totaled $877,981 and expenses totaled $503,887 on the statement of activities.

A detailed statement of activities which includes all revenues and expenses can be found on page 10 of the financial section.

OVERVIEW OF THE FINANCIAL STATEMENTS

This annual report consists of not only this management's discussion and analysis, but two other kinds of statements that present different views of KMPO's financial activities.

- The statement of net position and statement of activities provide information on a government-wide basis. The statements present an aggregate view of KMPO's finances. Government-wide statements contain useful long-term information, as well as information for the just-completed fiscal year.

- The remaining statements are fund financial statements that focus on current financial resources. Since KMPO is a special organization with only governmental funds, there are only two differences between the fund financial statements and the statement of net position and statement of activities. The first is the long-term information regarding compensated absences, which is not presented in the fund financial statements. Compensated absences are carried forward based on the KMPO Board's policy of allowing the annual carry forward of up to 240hrs into the new fiscal year, recognizing the compensated absences referred to as Paid Time Off (PTO) is the combination of what has previously referred to as vacation and sick leave. The second difference is the GASB 68 requirement to state the theoretical unfunded liability associated with the Public Employees Retirement System of Idaho (PERSI). This liability is outside the control of KMPO but is stated in the financials as required. The financial statements this year also include a modification to change our traditional lease liability associated with our expired office space lease, to a new capital asset statement reflecting the purchase of our office space in FY 2025.

OVERVIEW OF THE FINANCIAL STATEMENTS (CONCLUDED)

The notes to the financial statements provide further explanation of some of KMPO's information in the statements and provide additional disclosures so statement users have a complete picture of KMPO's financial activities and position. The notes provide additional information that is essential to fully understand the data provided in the government-wide financial statements. The notes to financial statements can be found beginning on page 15.

Required supplementary information further explains and supports the financial statements by including a comparison of KMPO's budget data for the year and more detail of the expenditures.

Government-wide Statements

The government-wide statements report information about KMPO as a whole using accounting methods similar to those used by private-sector companies. The statement of net position includes all of the government assets and liabilities. All of the current year's revenue and expenses are accounted for in the statement of activities regardless of when cash is received or paid.

The two government-wide statements report KMPO's net position and how they have changed. Net position, the difference between the KMPO's assets and liabilities, is one way to evaluate KMPO's financial position.

- Over time, increases or decreases in KMPO's net position are one indicator of whether its financial health is improving or deteriorating, respectively.
- To assess the overall financial condition of KMPO, additional non-financial factors, such as changes in the KMPO's member assessments and the condition of its equipment, building, and other facilities should be considered.

In the government-wide financial statements, KMPO's activities are all classified as governmental activities, as KMPO has only governmental activities, and the general fund. KMPO owns office related equipment and furniture that was acquired in 2011, 2012, 2013, 2017, 2024, 2024 and 2025. The KMPO office space was on a multi-year contract, which expired in September 2025. The office space was subsequently acquired by KMPO. KMPO's membership, which provides the annual local funding to support the Organization has been stable since 2003, when the organization was established through a Joint Powers Agreement.

Fund Financial Statements

Since KMPO has only governmental funds, the fund financial statements provide similar information about KMPO's operations and financial position for the year ended September 30, 2024, as the government-wide statements. Funds are accounting devices KMPO uses to keep track of sources of funding and spending on particular programs and to demonstrate compliance with various regulatory requirements.

> Governmental funds*:* All activities of KMPO are accounted for in one governmental fund, the general fund, which focuses on: (1) how cash and other financial assets, which can readily be converted to cash, flow in and out, and (2) the balances left at year-end that are available for funding future basic services. Consequently, the governmental funds statements provide a detailed short-term view that helps you determine whether there are more or fewer financial resources that can be spent in the near future to finance KMPO's programs. Because this information does not encompass the additional long-term focus of the government-wide statements, we provide reconciliations with brief explanations to better identify the relationship between the government-wide statements and statements for governmental funds.

FINANCIAL ANALYSIS

Net Position

Net position may serve over time as a useful indicator of a government's financial position. KMPO's calculated assets exceeded Liabilities by $265,149 as of September 30, 2025. This is due primarily to the cash acquisition of KMPO's office space. KMPO's Net Position should also be considered in context with and without the GASB 68 net pension liability and asset reporting requirements.

TABLE 1
STATEMENT OF NET POSITION
September 30, 2025 and 2024

	2025	2024
ASSETS		
Cash	$ 58,666	$ 23,144
Accounts receivable	34,070	58,246
Prepaid expenses	5,444	-
Right-of-use lease asset, net of accumulated amortization	-	15,866
Capital assets, net of accumulated depreciation	359,991	-
Total assets	458,171	97,256
DEFERRED OUTFLOWS OF RESOURCES		
Proportionate share of collective deferred outflows of resources	36,362	49,361
Total deferred outflows of resources	36,362	49,361
LIABILITIES		
Accounts payable	5,806	-
Accrued payroll liabilities	7,492	5,340
Lease liability, due within one year	-	16,632
Noncurrent liabilities:		
Compensated absences	22,982	13,463
Net pension liability	134,763	204,794
Total liabilities	171,043	240,229
DEFERRED INFLOWS OF RESOURCES		
Proportionate share of collective deferred inflows of resources	58,341	15,333
Total deferred inflows of resources	58,341	15,333
NET POSITION		
Unrestricted	(94,842)	(108,945)
Total net position	$ 265,149	$ (108,945)

FINANCIAL ANALYSIS (CONCLUDED)

Changes in Net Position

KMPO's total revenues for the fiscal year ended September 30, 2024, were $877,981. The total expenses were $503,887. The following table presents a summary of the changes in net position for the fiscal years ended September 30, 2025 and 2024.

Table 2
CHANGES IN NET POSITION
September 30, 2025 and 2024

	2025	2024
REVENUES		
Program revenues:		
Operating grants and contributions	$ 485,328	$ 398,061
Capital grants and contributions	302,933	-
General revenues:		
Member assessments	89,720	54,721
Total revenues	877,981	452,782
EXPENSES		
Transportation planning services	516,338	436,661
Interest on long-term debt and lease liabilities	1,573	1,447
Unallocated actual PERSI contributions	(34,270)	(30,614)
Change in net pension liability	20,246	49,717
Total expenses	503,887	457,211
Change in net position	$ 374,094	$ (4,429)

Governmental Funds

KMPO completed the year with a total governmental unassigned fund balance of $79,438 and $5,444 in un-spendable funds.

See page 28 for a detailed budget schedule.

As of September 30, 2025, revenues exceeded expenditures by $8,832. KMPO generally adopts a budget in June for the subsequent year and account balances are based on previous budgets and expected expenses for the coming year. The budget was amended for the fiscal year ended September 30, 2025.

LONG TERM DEBT AND CAPITAL ASSETS:

KMPO does not, as a matter of practice, maintain any long-term debt, which is considered to be any debt obligation exceeding one fiscal year. During FY 2025 KMPO did receive a short-term business bridge loan as part of the process to acquire of the KMPO office space. That loan paid off and closed out prior to Fiscal Year 2025-year end. Acquisition of the KMPO office space is now shown as a Capital Asset with a depreciation schedule in the financial statements. While not a long-term debt, KMPO is now responsible for annual maintenance and insurance necessary to maintain the asset in accordance with FHWA requirements for capital assets acquired with grant funding. The KMPO Joint Powers Agreement governs the ownership and disposition of Capital Assets of the organization.

FACTORS BEARING ON KMPO'S FUTURE

KMPO operates almost exclusively on grant funding provided through the U.S. Department of Transportation as authorized by Congress in Federal transportation legislation referred to as the Bi-Partisan Infrastructure Law (BIL). Annual appropriations are subsequently provided to both the Federal Highway Administration (FHWA) and Federal Transit Administration (FTA) to support ongoing transportation planning in urbanized areas over 50,000 population as required by U.S.C. Title 23, Section 134 and Title 49 Section 5303. FY 2022 was the first year of the BIL Act, which will extend from FY 2022 through FY 2027. It remains to be determined what impact a new multi-year bill will have on the organization as well as decisions on the federal funding allocations established by the Idaho Transportation Board (ITD Board). Local jurisdictions, highway districts, Idaho Transportation Department and the Coeur d'Alene Tribe participate in the Organization through annual assessments that are based on a KMPO Board approved formula, which was updated in July of 2022. The revised assessments, based on population took effect for FY 2023 and future fiscal years, until the next Federal Census.

As with any organization that is established pursuant to Federal requirements and funded through annual Federal appropriations, funding levels can fluctuate based on the direction of Congress. In addition, the State of Idaho may have changes to the number of Federally Designated Urbanized Areas as a result the Bureau of the Census designation criteria. This may have an impact of the subsequent allocation of Federal Planning funds available to MPO areas. Continued Federal emphasis on the efficient and effective movement of people and goods through strategic transportation investments, is expected to result in maintained levels of funding in the near and midterm. The stability of KMPO and the continued active participation by member participants and the community, along with the increased local investment is expected to result in stable local revenues necessary to match the annual Federal funding provided by the U.S. Department of Transportation.

CONTACTING THE ORGANIZATION'S FINANCIAL MANAGEMENT

This financial overview and report are designed to provide our taxpayers with a general overview of the KMPO's finances and projected continued growth within the boundaries of the KMPO and to demonstrate the KMPO's accountability for the funds received and expenses incurred. If there are any questions about the report or more financial information is needed, please contact the KMPO Office located at 250 Northwest Boulevard, Suite 209, Coeur d'Alene, ID 83814 or contact by phone (208) 930-4164.

FINANCIAL SECTION

BASIC FINANCIAL STATEMENTS

Kootenai Metropolitan Planning Organization

STATEMENT OF NET POSITION
September 30, 2025

ASSETS		
Cash	$	58,666
Accounts receivable		34,070
Prepaid expenses		5,444
Capital assets, net of accumulated depreciation		359,991
Total assets		458,171
DEFERRED OUTFLOWS OF RESOURCES		
Proportionate share of collective deferred outflows of resources		36,362
Total deferred outflows of resources	$	36,362
LIABILITIES		
Accounts payable	$	5,806
Accrued payroll liabilities		7,492
Long-term liabilities:		
Compensated absences		22,982
Net pension liability		134,763
Total liabilities		171,043
DEFERRED INFLOWS OF RESOURCES		
Proportionate share of collective deferred inflows of resources		58,341
Total deferred inflows of resources		58,341
NET POSITION		
Net investment in capital assets		359,991
Unrestricted		(94,842)
Total net position	$	265,149

The accompanying "Notes to the Financial Statements"
are an integral part of this statement.

Kootenai Metropolitan Planning Organization

STATEMENT OF ACTIVITIES
For the Year Ended September 30, 2025

	Expenses	Program Revenues: Operating Grants and Contributions	Program Revenues: Capital Grants and Contributions	Net Revenues and Change in Net Assets Government Activities Total
Governmental activities:				
General government:				
Transportation planning services	$ 516,338	$ 485,328	$ 302,933	$ 271,923
Interest on long-term debt and lease liabilities	1,573	-	-	(1,573)
Unallocated actual PERSI contributions	(34,270)	-	-	34,270
Change in net pension liability	20,246	-	-	(20,246)
Total governmental activities	$ 503,887	$ 485,328	$ 302,933	284,374
General revenues:				
Member assessments				89,720
Decrease in net position				374,094
Net position - beginning				(108,945)
Net position - ending				$ 265,149

The accompanying "Notes to the Financial Statements"
are an integral part of this statement.

Kootenai Metropolitan Planning Organization

GOVERNMENTAL FUNDS
BALANCE SHEET
September 30, 2025

ASSETS		
Cash	$	58,666
Accounts receivable		34,070
Prepaid expenses		5,444
Total assets	$	98,180
LIABILITIES AND FUND BALANCES		
Accounts payable	$	5,806
Accrued payroll liabilities		7,492
Total liabilities		13,298
Fund balance:		
Nonspendable - prepaid expenses		5,444
Unassigned		79,438
Total fund balances		84,882
Total liabilities and fund balances	$	98,180

The accompanying "Notes to the Financial Statements" are an integral part of this statement.

Kootenai Metropolitan Planning Organization

RECONCILIATION OF THE GOVERNMENTAL FUNDS BALANCE SHEET
TO THE STATEMENT OF NET POSITION
September 30, 2025

Amounts reported for governmental activities in the statement of net position are different because:		
Total fund balances - governmental funds		$ 84,882
Cost of capital assets	$ 362,881	
Less: Accumulated depreciation		
Buildings & Improvements	(1,519)	
Equipment	(1,371)	359,991
Pension liabilities and deferred outflows of resources and deferred inflows of resources related to pensions:		
Organization's proportionate share of the net pension liability		(134,763)
Proportionate share of collective deferred outflows of resources		36,362
Proportionate share of collective deferred inflows of resources		(58,341)
Compensated absences are not due and payable in the current period and, therefore, are not reported in the funds		(22,982)
Total net position		$ 265,149

The accompanying "Notes to the Financial Statements" are an integral part of this statement.

Kootenai Metropolitan Planning Organization

GOVERNMENTAL FUNDS
STATEMENT OF REVENUES, EXPENDITURES AND CHANGES IN FUND BALANCES
For the Year Ended September 30, 2025

REVENUES		
Grants	$	788,261
Member assessments		89,720
Total revenues		877,981
EXPENDITURES		
Salaries and wages		291,257
Outside contract services		5,806
Payroll expense		23,024
Retirement		33,919
Benefits		45,752
Utilities		904
Travel		13,387
Membership and dues		10,334
Supplies		287
Telephone		2,499
Printing and copying		300
Business expenses		2,398
Books, subscriptions, reference		46,917
Professional fees		8,600
Advertising		434
Postage		39
Facilities and equipment		5,063
Capital outlay		362,881
Debt service:		
Principal retirement		13,775
Interest		1,573
Total expenditures		869,149
Net change in fund balances		8,832
Fund balances - beginning		76,050
Fund balances - ending	$	84,882

The accompanying "Notes to the Financial Statements"
are an integral part of this statement.

Kootenai Metropolitan Planning Organization

RECONCILIATION OF THE STATEMENT OF REVENUES, EXPENDITURES AND CHANGES IN FUND BALANCES OF GOVERNMENTAL FUNDS TO THE STATEMENT OF ACTIVITIES
For the Year Ended September 30, 2025

Amounts reported for governmental activities in the statement of activities are different because:

Net change in Fund Balances - total governmental funds	$	8,832
Add: Capital outlay which is considered expenditures		362,881
Less: Depreciation expense		(2,890)
Add: Gain on disposal of right of use lease asset		2,857
Less: Compensated absence expenses reported in the statement of activities do not require the use of current financial resources and, therefore, are not reported as expenditures in the governmental funds.		(9,519)
Add: Lease liability principal retirement considered as an expenditure		13,775
Less: Amortization expense		(15,866)
Add: Net pension expense		14,024
Change in net position of governmental activities	$	374,094

The accompanying "Notes to the Financial Statements" are an integral part of this statement.

NOTE 1: SUMMARY OF SIGNIFICANT ACCOUNTING POLICIES

A. Reporting Entity

Kootenai Metropolitan Planning Organization (the "Organization") for the Coeur d'Alene Urbanized Area and for Kootenai County was created in 2003 as a separate Joint Powers Entity, separate and apart from any member political subdivision or public agency pursuant to the provisions of Idaho Code, Sections 67-2326 through 67-2333.

The accounting methods and procedures adopted by the Organization conform to generally accepted accounting principles as applied to governmental entities. The Governmental Accounting Standards Board is the accepted standard-setting body for establishing governmental accounting and financial reporting principles. The following notes to the financial statements are an integral part of the Organization's basic financial statements.

Reporting Entity – A reporting entity is comprised of the primary government, component units and other organizations that are included to ensure the financial statements are not misleading. The primary government of the Organization consists of all funds, departments, boards, and agencies that are not legally separate from the Organization. There are no entities that would be considered component units of the Organization.

The financial statements of the Organization have been prepared in conformity with generally accepted accounting principles (GAAP) as applied to governmental units. The Governmental Accounting Standards Board (GASB) is the accepted standard setting body for establishing governmental accounting and financial reporting principles. The most significant of the Organization's accounting policies are described below:

B. Fund Accounting

The Organization uses funds to maintain its financial records during the fiscal year. Fund accounting is designed to demonstrate legal compliance and to aid management by segregating transactions related to certain Organization functions or activities. A fund is defined as a fiscal and accounting entity with a self-balancing set of accounts.

Governmental Funds – Governmental funds focus on the sources, uses and balances of current financial resources. Expendable assets are assigned to the various governmental funds according to the purposes for which they may or must be used. Current liabilities are assigned to the fund from which they will be paid. The difference between governmental fund assets and liabilities is reported as fund balance. The Organization has one governmental fund, the general fund.

General Fund – The general fund is used to account for all financial resources except those required to be accounted for in another fund. The general fund is available for any purpose provided it is expended or transferred according to Idaho State law.

C. Basis of Presentation

Government-wide Financial Statements – The statement of net position and the statement of activities display information about the Organization as a whole. These statements include the financial activities of the primary government. The Organization has activities that are considered to be governmental as opposed to business-type activities.

(Continued)

NOTE 1: SUMMARY OF SIGNIFICANT ACCOUNTING POLICIES (CONTINUED)

C. Basis of Presentation (Concluded)

Government-wide Financial Statements (Concluded) – The government-wide statements are prepared using the economic resources measurement focus. This differs from the manner in which governmental fund financial statements are prepared. Therefore, governmental fund financial statements include reconciliations with brief explanations to better identify the relationship between the government-wide statements and the statements for governmental funds.

The government-wide statement of activities presents a comparison between direct expenses and program revenues for each function or program of the Organization's governmental activities. Direct expenses are those that are specifically associated with a service, program or department and therefore are clearly identifiable to a particular function. Program revenues include charges paid by the recipient of the goods or services offered by the program and grants and contributions that are restricted to meeting the operational or capital requirements of a particular program. Revenues that are not classified as program revenues are presented as general revenues of the Organization, with certain limited exceptions. The comparison of direct expenses with program revenues identifies the extent to which each business segment or governmental function is self-financing or draws from the general revenues of the Organization.

Fund Financial Statements – Fund financial statements report detailed information about the Organization. The focus of governmental fund statements is on major funds rather than reporting funds by type. Each major fund is presented in a separate column. Nonmajor funds are aggregated and presented in a single column. Fiduciary funds are reported by fund type. The Organization maintains only a governmental-type general fund.

The accounting and reporting treatment applied to a fund is determined by its measurement focus. All governmental fund types are accounted for using a flow of current financial resources measurement focus. The financial statements for governmental funds are a balance sheet, which generally includes only current assets and current liabilities, and a statement of revenues, expenditures and changes in fund balances, which reports on the sources (i.e., revenues and other financing sources) and uses (i.e., expenditures and other financing uses) of current financial resources.

D. Basis of Accounting

Basis of accounting determines when transactions are recorded in the financial records and reported on the financial statements. Government-wide financial statements are prepared using the accrual basis of accounting. Governmental funds use the modified accrual basis of accounting.

Revenues – Exchange and Non-exchange Transactions – Revenues resulting from exchange transactions, in which each party receives essentially equal value, is recorded on the accrual basis when the exchange takes place. On a modified accrual basis, revenues are recorded in the fiscal year in which the resources are measurable and available. Available means that the resources will be collected within the current fiscal year or are expected to be collected soon enough thereafter to be used to pay liabilities of the current fiscal year. For the Organization, available means expected to be received within 60 days of the fiscal year end.

(Continued)

NOTE 1: SUMMARY OF SIGNIFICANT ACCOUNTING POLICIES (CONTINUED)

D. Basis of Accounting (Concluded)

Revenues – Exchange and Non-exchange Transactions (Concluded) – Non-exchange transactions, in which the Organization receives value without directly giving equal value in return, include property taxes, grants, entitlements and donations. On an accrual basis, revenue from property taxes is recognized in the fiscal year for which the taxes are levied. Revenue from grants, entitlements and donations is recognized in the fiscal year in which all eligibility requirements have been satisfied. Eligibility requirements include timing requirements, which specify the year when the resources are required to be used or the fiscal year when use is first permitted, matching requirements, in which the Organization must provide local resources to be used for a specified purpose, and expenditure requirements, in which the resources are provided to the Organization on a reimbursement basis. On a modified accrual basis, revenues from non-exchange transactions must also be available before it can be recognized.

Under the modified accrual basis, the following revenue sources are considered to be both measurable and available at the fiscal year then ended: grants and member assessments.

Deferred Revenue – Deferred revenue arises when assets are recognized before revenue recognition criteria have been satisfied.

Expenses/Expenditures – On the accrual basis of accounting, expenses are recognized at the time they are incurred.

The measurement focus of governmental fund accounting is on decreases in net financial resources (expenditures) rather than expenses. Expenditures are generally recognized in the accounting period in which the related fund liability is incurred, if measurable. Allocations of cost, such as depreciation, are not recognized in governmental funds.

E. Cash

In the general fund, cash received by the Organization is kept in one checking account and is presented as “Cash” on the financial statements. The Organization had no cash equivalents as of September 30, 2025.

F. Capital Assets

General capital and intangible assets usually result from expenditures in the governmental funds. These assets are reported in the government-wide statement of net assets but are not reported in the fund financial statements.

All capital and intangible assets are capitalized at cost (or estimated historical cost) and updated for additions and retirements during the year. The Organization maintains a capitalization threshold of $5,000. Improvements and interest incurred during the construction of capital assets are capitalized. The cost of normal maintenance and repairs that do not add to the value of the asset or materially extend the life of an asset are not capitalized.

(Continued)

NOTE 1: SUMMARY OF SIGNIFICANT ACCOUNTING POLICIES (CONTINUED)

F. Capital Assets (Concluded)

All reported capital and intangible assets are depreciated and amortized. Improvements are depreciated over the remaining useful lives of the related capital assets. Depreciation is computed using the straight-line method over the following useful lives:

Description	Estimated Lives
Buildings	39 years
Equipment	5 years

Intangible right-of-use lease assets are recorded at net present value, and the lease liabilities are amortized using the straight-line method over the life of the lease.

G. Accrued Liabilities and Long-term Obligations

All payables, accrued liabilities and long-term obligations are reported in the government-wide financial statements.

In general, payables and accrued liabilities that will be paid from governmental funds are reported on the governmental fund financial statements regardless of whether they will be liquidated with current resources. However, claims and judgments and the non-current portion of leases, which will be paid from governmental funds, are reported as a liability in the fund financial statements only to the extent that they will be paid with current, expendable, available financial resources. In general, payments made within 60 days after year end are considered to have been made with current available financial resources. Bonds and other long-term obligations that will be paid from governmental funds are not recognized as a liability in the fund financial statements until due.

H. Fund Balance Reserves

The Organization has adopted GASB Statement No. 54, Fund Balance Reporting and Governmental Fund Type Definitions (required implementation date of June 2011). This Statement establishes criteria for classifying governmental fund balances into specifically defined classifications. Classifications are hierarchical and are based primarily on the extent to which the Organization is bound to honor constraints on the specific purposes for which amounts in the funds may be spent. Application of the Statement requires the Organization to classify, and report amounts in the appropriate fund balance classifications. The Organization's accounting and finance policies are used to interpret the nature and/or requirements of the funds and their corresponding assignment of restricted, committed, assigned, or unassigned.

The Organization reports the following classifications:

Non-spendable Fund Balance – Non-spendable fund balances are amounts that cannot be spent because they are either: (a) not in spendable form – such as inventory or prepaid insurance, or (b) legally or contractually required to be maintained intact – such as a trust that must be retained in perpetuity.

(Continued)

NOTE 1: SUMMARY OF SIGNIFICANT ACCOUNTING POLICIES (CONTINUED)

H. Fund Balance Reserves (Concluded)

Restricted Fund Balance – Restricted fund balances are restricted when constraints placed on the use of resources are either: (a) externally imposed by creditors, grantors, contributors, or laws or regulations of other governments, or (b) imposed by law through constitutional provisions or enabling legislation. Restrictions are placed on fund balances when legally enforceable legislation establishes a specific purpose for the funds. Legal enforceability means that the Organization can be compelled by an external party (e.g., citizens, public interest groups, the judiciary) to use resources created by enabling legislation only for the purposes specified by the legislation.

Committed Fund Balance – Committed fund balances are amounts that can only be used for specific purposes as a result of constraints imposed by the Board of Directors. Amounts in the committed fund balance classification may be used for other purposes with appropriate due process by the Board of Directors. Committed fund balances differ from restricted balances because the constraints on their use do not come from outside parties, constitutional provisions, or enabling legislation.

Assigned Fund Balance – Assigned fund balances are amounts that are constrained by the Organization's intent to be used for specific purposes but are neither restricted nor committed. Intent is expressed by: (a) the Director of Finance, or (b) an appointed body (e.g., a budget or finance committee) or official to which the Board of Directors have delegated the authority to assign, modify, or rescind amounts to be used for specific purposes. Assigned fund balance includes: (a) all remaining amounts that are reported in governmental funds (other than the general fund) that are not classified as non-spendable, restricted, or committed, and (b) amounts in the general fund that are intended to be used for a specific purpose. Specific amounts that are not restricted or committed in a special revenue, capital projects, debt service, or permanent fund, are assigned for purposes in accordance with the nature of their fund type. Assignment within the general fund conveys that the intended use of those amounts is for a specific purpose that is narrower than the general purposes of the Organization itself.

Unassigned Fund Balance – Unassigned fund balance is the residual classification for the general fund. This classification represents general fund balance that has not been assigned to other funds, and that has not been restricted, committed, or assigned to specific purposes within the general fund.

The Organization's policy is first using restricted fund balance, then committed, then assigned, then unassigned when any of the above fund balance are available to use to satisfy an obligation.

I. Net Position Flow Assumptions

Net position represents the difference between assets and liabilities. Net investment in capital assets, net of related debt consists of capital assets, net of accumulated depreciation, reduced by the outstanding balances of any borrowings used for the acquisition, construction or improvement of those assets. Net position are reported as restricted when there are limitations imposed on their use either through the enabling legislation adopted by the Organization or through external restrictions imposed by creditors, grantors or laws or regulations of other governments.

(Continued)

NOTE 1: SUMMARY OF SIGNIFICANT ACCOUNTING POLICIES (CONTINUED)

I. Net Position Flow Assumptions (Concluded)

Sometimes the Organization will fund outlays for a particular purpose from both restricted (e.g., restricted bond or grant proceeds) and unrestricted resources. In order to calculate the amounts to report as restricted – net position and unrestricted – net position in the government-wide and proprietary fund financial statements, a flow assumption must be made about the order in which the resources are considered to be applied. It is the Organization's policy to consider restricted – net position to have been depleted before unrestricted – net position is applied.

J. Compensated Absences

The Organization reports compensated absences in accordance with the provisions of GASB Statement No. 16, "Accounting for Compensated Absences." Paid time off benefits are accrued as a liability as the benefits are earned if the employees' rights to receive compensation are attributable to services already rendered and it is probable that the Organization will compensate the employees for the benefits through paid time off or by other means. The Organization records a liability for accumulated unused paid time off when earned for all employees who qualify. The total liability of $22,982 is included in the government-wide financial statements as a non-current liability due in more than one year.

K. Estimates

The preparation of financial statements in conformity with generally accepted accounting principles requires management to make estimates and assumptions that affect the amounts reported in the financial statements and accompanying notes. Actual results may differ from those estimates.

L. Pensions

For purposes of measuring the net pension asset, deferred outflows of resources and deferred inflows of resources related to pensions, and pension expense, information about the fiduciary net position of the Public Employee Retirement System of Idaho Base Plan (Base Plan) and additions to/deductions from the Base Plan's fiduciary net position have been determined on the same basis as they are reported by the Base Plan. For this purpose, benefit payments (including refunds of employee contributions) are recognized when due and payable in accordance with the benefit terms. Investments are reported at fair value.

M. Deferred Outflow/Inflows of Resources

In addition to assets, the statement of financial position will sometimes report a separate section for deferred outflows of resources. This separate financial statement element, deferred outflows of resources, represents a consumption of net position that applies to a future period(s) and so will not be recognized as an outflow of resources (expense/ expenditure) until then. The System only has one item that qualifies for reporting in this category. It is the deferred outflows relating to the accounting for the net pension obligation on the government-wide statement of net position, in accordance with GASB 68, Accounting and Financial Reporting for Pensions.

(Continued)

NOTE 1: SUMMARY OF SIGNIFICANT ACCOUNTING POLICIES (CONCLUDED)

M. Deferred Outflow/Inflows of Resources (Concluded)

In addition to liabilities, the statement of financial position will sometimes report a separate section for deferred inflows of resources. This separate financial statement element, deferred inflows of resources, represents an acquisition of net position that applies to a future period(s) and so will not be recognized as an inflow of resources (revenue) until that time.

The Organization has one type of item, which arises under full accrual basis of accounting that qualifies for reporting in this category. Accordingly, the item, proportionate share of collective deferred inflows of resources, is reported only on the government-wide statement of net position. The government-wide statement of net position reports proportionate share of collective deferred inflows of resources from one source: accounting for the net pension obligation, in accordance with GASB 68, Accounting and Financial Reporting for Pensions.

N. Operating Expenditures

The Organization is required to pay a local match of 7.34% of the operating expenditures. The member participants are charged annual assessments to cover the Organization's local match portion of the operating expenditures. The match portion of the expenditures is allocated throughout the statement of revenues, expenditures, and changes in fund balances. The total match paid for the year ended September 30, 2025, was $79,550.

O. New Accounting Pronouncements

In June 2022, the Governmental Accounting Standards Board (GASB) issued Summary of Statement Number 101 Compensated Absences (GASB 101), which is required to be adopted for entities with fiscal years beginning after December 15, 2023. The objective of GASB 101 is to better meet the needs of financial statement users by updating the recognition and measurement guidance for compensated absences. The Organization has considered the effect that GASB 101 will have on the financial statements and has adopted and implemented the requirements of GASB 101 for the year ended September 30, 2025.

NOTE 2: STEWARDSHIP, COMPLIANCE, AND ACCOUNTABILITY

Budgetary Information

Budgets are adopted on a basis consistent with generally accepted accounting principles. An annual budget is adopted for the general fund. Encumbrance accounting, under which purchase orders, contracts, and other commitments for the expenditure of monies are recorded in order to reserve that portion of the applicable appropriation, is not employed as an extension of formal budgetary integration in the general fund.

This is in conformance with Idaho State Statutes, which require that appropriations lapse at the end of a fiscal year and are not available to be carried forward to be used in addition to the succeeding year's appropriation.

(Continued)

NOTE 2: STEWARDSHIP, COMPLIANCE, AND ACCOUNTABILITY (CONCLUDED)

Budgetary Information (Concluded)

The following procedures are followed in establishing the budgetary data reflected in the financial statements:

a) The Organization publishes a proposed budget for public review.

b) Public hearings are set to obtain taxpayer comments.

c) Prior to September 1, the budget is adopted by resolution of the Board of Directors and published.

Lapsing of Appropriations – At the close of each year, all unspent appropriations revert to the respective funds from which they were appropriated and become subject to future appropriation.

The budget was amended during the fiscal year ended September 30, 2025.

NOTE 3: CASH

Custodial credit risk is the risk that in the event of a bank failure, the Organization's deposits may not be returned to it. The Organization does not have a policy for custodial credit risk. The carrying amount of the Organization's deposits with financial institutions on September 30, 2025, was $58,666, and the bank balance was $59,056. The bank balance is on deposit with one financial institution and is recorded at cost. The bank balance is categorized as follows:

Amounts insured by the FDIC or other agencies	$59,056

Idaho State Code allows the Organization to invest idle monies in certain categories. No violations of those categories have occurred during the year.

NOTE 4: CAPITAL ASSETS

Property and equipment at September 30, 2025 consisted of the following:

	Beginning balance	Additions	Deletions	Ending Balance
Total Capital assets being depreciated				
Buildings	$ -	$ 355,404	$ -	$ 355,404
Equipment	-	7,477	-	7,477
Total capital assets being depreciated	-	362,881	-	362,881
Less accumulated depreciation for:				
Buildings	-	1,519	-	1,519
Equipment	-	1,371	-	1,371
Total accumulated depreciation	-	2,890	-	2,890
Governmental activities capital assets, net	$ -	$ 359,991	$ -	$ 359,991

(Continued)

NOTE 5: DEFINED BENEFIT PENSION PLAN

Plan Description

The Organization contributes to the Base Plan which is a cost-sharing multiple-employer defined benefit pension plan administered by Public Employee Retirement System of Idaho (PERSI or System) that covers substantially all employees of the State of Idaho, its agencies and various participating political subdivisions. The cost to administer the plan is financed through the contributions and investment earnings of the plan. PERSI issues a publicly available financial report that includes financial statements and the required supplementary information for PERSI. That report may be obtained on the PERSI website at www.persi.idaho.gov.

Responsibility for administration of the Base Plan is assigned to the Board comprised of five members appointed by the Governor and confirmed by the Idaho Senate. State law requires that two members of the Board be active Base Plan members with at least ten years of service and three members who are Idaho citizens not members of the Base Plan except by reason of having served on the Board.

Pension Benefits

The Base Plan provides retirement, disability, death and survivor benefits of eligible members or beneficiaries. Benefits are based on members' years of service, age, and highest average salary. Members become fully vested in their retirement benefits with five years of credited service (5 months for elected or appointed officials). Members are eligible for retirement benefits upon attainment of the ages specified for their employment classification. The annual service retirement allowance for each month of credited service is 2.0% (2.3% for police/firefighters) of the average monthly salary for the highest consecutive 42 months. Amounts in parenthesis represent police/firefighters.

The benefit payments for the Base Plan are calculated using a benefit formula adopted by the Idaho Legislature. The Base Plan is required to provide a 1% minimum cost of living increase per year provided the Consumer Price Index increases 1% or more. The PERSI Board has the authority to provide higher cost of living increases to a maximum of the Consumer Price Index movement or 6%, whichever is less; however, any amount above the 1% minimum is subject to review by the Idaho Legislature.

Member and Employer Contributions

Member and employer contributions paid to the Base Plan are set by statute and are established as a percent of covered compensation and earnings from investments. Contribution rates are determined by the PERSI Board within limitations, as defined by state law. The Board may make periodic changes to employer and employee contribution rates (expressed as percentages of annual covered payroll) if current rates are actuarially determined to be inadequate or in excess to accumulate sufficient assets to pay benefits when due.

The contribution rates for employees are set by statute at 60% of the employer rate for general employees and 72% for public safety. As of June 30, 2025 it was 7.18% for general employees and 10.36% for public safety. The employer contribution rate as a percent of covered payroll is set by the Retirement Board and was 11.96% general employees and 13.48% for police and firefighters. The Organization's contributions were $33,919 for the year ended September 30, 2025.

(Continued)

NOTE 5: DEFINED BENEFIT PENSION PLAN (CONTINUED)

Pension Liabilities/Assets, Pension Expense (Revenue), and Deferred Outflows of Resources and Deferred Inflows of Resources Related to Pensions

At September 30, 2025, the Organization reported a liability for its proportionate share of the net pension liability. The net pension liability was measured as of June 30, 2025, and the total pension liability used to calculate the net pension liability was determined by an actuarial valuation as of that date. The Organization's proportion of the net pension liability was based on the Organization's share of contributions in the Base Plan pension plan relative to the total contributions of all participating PERSI Base Plan employers. At June 30, 2025, the Organization's proportion was 0.00557294 percent.

For the year ended September 30, 2025, the Organization recognized a pension expense of $20,246. At September 30, 2025, the Organization reported deferred outflows of resources and deferred inflows of resources related to pensions from the following sources:

	Outflows of Resources	Deferred Inflows of Resources
Differences between expected and actual	$ -	$ 34,643
Changes of assumptions	-	23,698
Net difference between projected and actual earnings on pension plan investments	25,395	-
Changes in the employer's proportion and differences between the employer's contributions and the employer's proportionate contributions	-	-
Kootenai Metropolitan Planning Organization's contributions subsequent to the measurement	10,967	-
Total	$ 36,362	$ 58,341

$10,967 reported as deferred outflows of resources related to pensions resulting from employer contributions subsequent to the measurement date will be recognized as a reduction of the net pension liability in the year ending September 30, 2026.

The average of the expected remaining service lives of all employees that are provided with pensions through the System (active and inactive employees) determined at July 1, 2025 the beginning of the measurement period ended June 30, 2024 is 4.6 and 4.6 for the measurement period June 30, 2025.

Other amounts reported as deferred outflows of resources and deferred inflows of resources related to pensions will be recognized in pension expense (revenue) as follows:

Year ended September 30:	
2026	$ 23,049
2027	$ (22,523)
2028	$ (20,611)
2029	$ (12,861)

(Continued)

NOTE 5: DEFINED BENEFIT PENSION PLAN (CONTINUED)

Actuarial Assumptions

Valuations are based on actuarial assumptions, the benefit formulas, and employee groups. Level percentages of payroll normal costs are determined using the Entry Age Normal Cost Method. Under the Entry Age Normal Cost Method, the actuarial present value of the projected benefits of each individual included in the actuarial valuation is allocated as a level percentage of each year's earnings of the individual between entry age and assumed exit age. The Base Plan amortizes any unfunded actuarial accrued liability based on a level percentage of payroll. The maximum amortization period for the Base Plan permitted under Section 59-1322, Idaho Code, is 25 years.

The total pension liability in the June 30, 2025, actuarial valuation was determined using the following actuarial assumptions, applied to all periods included in the measurement:

Inflation	2.40%
Salary increases	3.15%
Salary inflation	3.15%
Investment rate of return, net of investment fees	6.55%
Cost-of-living (COLA) adjustments	1.00%

Contributing members, service retirement members, and beneficiaries:

- General employees and all beneficiaries–Males Pub 2010 General Tables, increased 11%
- General employees and all beneficiaries – Females Pub 2010 General Tables, increased 21%
- Teachers – Males Pub 2010 Teacher Tables, increased 12%
- Teachers – Females Pub 2010 Teacher Tables, increased 21%
- Fire and police – Males Pub 2010 Safety Tables, increased 21%
- Fire and police – Females Pub 2010 Safety Tables, increased 26%
- Disabled members – Males Pub 2010 Disabled Tables, increased 38%
- Disabled members – Females Pub 2010 Disabled Tables, increased 36%

An experience study was performed for the period July 1, 2015, through June 30, 2020, which reviewed all economic and demographic assumptions including mortality. The Total Pension Liability as of June 30, 2025, is based on the results of an actuarial valuation date July 1, 2025.

The long-term expected rate of return on pension plan investments was determined using the building block approach and a forward-looking model in which best estimate ranges of expected future real rates of return (expected returns, net of pension plan investment expense and inflation) are developed for each major asset class. These ranges are combined to produce the long-term expected rate of return by weighing the expected future real rates of return by the target asset allocation percentage and by adding expected inflation.

(Continued)

NOTE 5: DEFINED BENEFIT PENSION PLAN (CONTINUED)

Actuarial Assumptions (Concluded)

Even though history provides a valuable perspective for setting the investment return assumption, the System relies primarily on an approach which builds upon the latest capital market assumptions. Specifically, the System uses consultants, investment managers and trustees to develop capital market assumptions in analyzing the System's asset allocation. The assumptions and the System's formal policy for asset allocation are shown below. The formal asset allocation policy is somewhat more conservative than the current allocation of System's assets.

The best-estimate range for the long-term expected rate of return is determined by adding expected inflation to expected long-term real returns and reflecting expected volatility and correlation. The capital market assumptions are as of 2025.

	2025	
Asset Class	DB Plans	Sick Leave
Fixed Income	30.0%	50.0%
US/Global Equity	55.0%	39.3%
International Equity	15.0%	10.7%
Cash	0.0%	0.0%
Total	100%	100%

Discount Rate

The discount rate used to measure the total pension liability was 6.55%. The projection of cash flows used to determine the discount rate assumed that contributions from plan members will be made at the current contribution rate. Based on these assumptions, the pension plans' net position was projected to be available to make all projected future benefit payments of current plan members. Therefore, the long-term expected rate of return on pension plan investments was applied to all periods of projected benefit payments to determine the total pension liability. The long-term expected rate of return was determined net of pension plan investment expense but without reduction for pension plan administrative expense.

(Continued)

NOTE 5: DEFINED BENEFIT PENSION PLAN (CONCLUDED)

Sensitivity of the Employer's Proportionate Share of the Net Pension Liability to Changes in the Discount Rate

The following presents the Employer's proportionate share of the net pension liability calculated using the discount rate of 6.55 percent, as well as what the Employer's proportionate share of the net pension liability would be if it were calculated using a discount rate that is 1-percentage-point lower (5.55 percent) or 1-percentage-point higher (7.55 percent) than the current rate:

	1% Decrease (5.55%)	Current Discount Rate (6.55%)	1% Increase (7.55%)
Organization's net pension liability (asset)	$ 324,240	$ 134,763	$ (20,032)

Pension Plan Fiduciary Net Position

Detailed information about the pension plan's fiduciary net position is available in the separately issued PERSI financial report.

PERSI issues a publicly available financial report that includes financial statements and the required supplementary information for PERSI. That report may be obtained on the PERSI website at www.persi.idaho.gov.

Payables to the Pension Plan

At September 30, 2025, the Organization reported no amount payable to the defined benefit pension plan for legally required employer contributions and no amount payable for legally required employee contributions which had been withheld from employee wages but not yet remitted to PERSI.

NOTE 6: LONG-TERM DEBT

Changes in long-term liabilities:	Beginning Balance	Additions	Deletions	Gain/Loss	Ending Balance	Due Within One Year
Government-type activities:						
Long-term debt	$ -	$ 262,500	$ 262,500	$ -	$ -	$ -
Compensated absences	13,463	9,519	-	-	22,982	-
Lease liabilities	16,632	-	13,775	2,857	-	
Total Government-type activities	$ 30,095	$ 272,019	$ 276,275	$ 2,857	$ 22,982	$ -

Compensated absences are paid from the general fund in the form of paid time off.

(Continued)

NOTE 7: RISK MANAGEMENT

The Organization is exposed to various risks of loss related to torts, theft of, damage to, and destruction of assets, errors and omissions, injuries to employees and natural disasters. The Organization contracts with an insurance company for property insurance and general liability insurance.

NOTE 8: LEASE OBLIGATIONS

During the year ended September 30, 2011, the Organization entered into a lease agreement for an office. The original lease expired in 2014 and has been extended multiple times. In the fiscal year 2025 the Organization purchased property, and the original lease was terminated two months early resulting in a gain on term of lease.

Governmental activities:	Beginning Balance	Additions	Deletions	Ending Balance
Right-of-use lease asset:				
Office	$ 35,697	$ -	$ 35,697	$ -
Total right-of-use lease asset	35,697	-	35,697	-
Less accumulated amortization for:				
Office	19,831	15,866	35,697	-
Total accumulated amortization	19,831	15,866	35,697	-
Total amortized right-of-use lease asset, net	$ 15,866	$ (15,866)	$ -	$ -

(Concluded)

FINANCIAL SECTION

REQUIRED SUPPLEMENTARY INFORMATION

Kootenai Metropolitan Planning Organization

SCHEDULE OF REVENUES, EXPENDITURES AND CHANGES IN FUND BALANCES
BUDGET AND ACTUAL
GENERAL FUND
For the Year Ended September 30, 2025

	Original Budgeted Amounts	Final Budgeted Amounts	Actual Amounts	Variance with Final Budget
REVENUES				
Grants	$ 697,347	$ 832,006	$ 788,261	$ (43,745)
Member assessments	54,721	54,721	89,720	34,999
Total revenues	752,068	886,727	877,981	(8,746)
EXPENDITURES				
Salaries and wages	297,829	297,829	291,257	6,572
Payroll expense	18,466	18,466	23,024	(4,558)
Retirement	35,620	35,620	33,919	1,701
Benefits	57,933	59,133	45,752	13,381
Utilities	21,900	900	904	(4)
Software updates and maintenance	5,000	6,500	-	6,500
Supplies and postage	3,200	3,200	626	2,574
Professional services and business expenses	15,000	23,000	10,998	12,002
Outside contract services and membership and dues	250,000	38,000	16,140	21,860
Telephone	2,500	1,200	2,499	(1,299)
Travel	13,170	9,200	13,387	(4,187)
Advertising	2,100	2,100	434	1,666
Property liability insurance	4,700	5,600	-	5,600
Equipment maintenance	2,000	1,000	-	1,000
Books, subscriptions, reference	9,000	8,750	46,917	(38,167)
Office furniture and equipment	4,000	8,000	-	8,000
Facilities and equipment	-	-	5,063	(5,063)
Capital outlay	-	375,000	362,881	12,119
Debt service:				
Principal retirement	-	-	13,775	(13,775)
Interest	-	-	1,573	(1,573)
Total expenditures	742,418	893,498	869,149	24,349
Net change in fund balances	9,650	(6,771)	8,832	15,603
Fund balances - beginning	75,600	81,400	76,050	(5,350)
Fund balances - ending	$ 85,250	$ 74,629	$ 84,882	$ 10,253

Kootenai Metropolitan Planning Organization

GASB 68 Required Supplementary Information
For the Year Ended September 30, 2025

Schedule of Employer's Share of Net Pension Liability
PERSI - Base Plan
Last 10 - Fiscal Years *

	2025	2024	2023	2022
Employer's portion of the net pension liability	0.00557294%	0.00547482%	0.00644660%	0.00619390%
Employer's proportionate share of the net pension liability	$ 134,763	$ 204,794	$ 257,263	$ 243,964
Employer's covered-employee payroll	$ 291,222	$ 273,942	$ 286,205	$ 251,362
Employer's proportional share of the net pension liability as a percentage of its covered employee payroll	46.28%	74.76%	89.89%	97.06%
Plan fiduciary net position as a percentage of the total pension liability	90.89%	85.54%	83.09%	100.36%

* GASB Statement No. 68 requires ten years of information to be presented in this table. However, until a full 10-year trend is compiled, the Board will present information for those years for which information is available.

Data reported is measured as of June 30, 2025 (measurement date).

Schedule of Employer Contributions
PERSI - Base Plan
Last 10 - Fiscal Years *

	2025	2024	2023	2022
Statutorily required contribution	$ 33,919	$ 30,614	$ 33,470	$ 30,013
Contributions in relation to the statutorily required contribution	33,919	30,614	33,470	30,013
Contribution deficiency (excess)	$ -	$ -	$ -	$ -
Employer's covered-employee payroll of its covered employee payroll	$ 291,222	$ 273,942	$ 286,205	$ 251,362
Contributions as a percentage of covered-employee payroll	11.65%	11.18%	11.69%	11.94%

* GASB Statement No. 68 requires ten years of information to be presented in this table. However, until a full 10-year trend is compiled, the Board will present information for those years for which information is available.

Data reported is reported as of September 30, 2025.

2021	2020	2019	2018	2017	2016
0.00675970%	0.00663550%	0.00621110%	0.00660500%	0.00717990%	0.00798190%
$ (5,339)	$ 154,085	$ 70,898	$ 97,425	$ 112,856	$ 161,805
$ 257,014	$ 253,099	$ 222,219	$ 205,016	$ 207,633	$ 235,162
-2.08%	60.88%	31.90%	47.52%	54.35%	68.81%
88.22%	93.79%	91.69%	90.68%	87.26%	91.38%

2021	2020	2019	2018	2017	2016
$ 30,687	$ 30,221	$ 25,423	$ 23,208	$ 23,504	$ 26,620
30,687	30,221	25,423	23,208	23,504	26,620
$ -	$ -	$ -	$ -	$ -	$ -
$ 257,014	$ 253,099	$ 222,219	$ 205,016	$ 207,633	$ 235,162
11.94%	11.94%	11.44%	11.32%	11.32%	11.32%

REPORT REQUIRED BY GAO

INDEPENDENT AUDITOR'S REPORT ON INTERNAL CONTROL OVER FINANCIAL REPORTING AND ON COMPLIANCE AND OTHER MATTERS BASED ON AN AUDIT OF FINANCIAL STATEMENTS PERFORMED IN ACCORDANCE WITH *GOVERNMENT AUDITING STANDARDS*

Independent Auditor's Report

To the Board of Directors
Kootenai Metropolitan Planning Organization
Coeur d'Alene, ID 83814

We have audited, in accordance with the auditing standards generally accepted in the United States of America and the standards applicable to financial audits contained in *Government Auditing Standards* issued by the Comptroller General of the United States, the financial statements of the governmental activities and each major fund of Kootenai Metropolitan Planning Organization as of and for the year ended September 30, 2025, and the related notes to the financial statements, which collectively comprise Kootenai Metropolitan Planning Organization's basic financial statements, and have issued our report thereon dated December 29, 2025.

Report on Internal Control Over Financial Reporting

In planning and performing our audit of the financial statements, we considered Kootenai Metropolitan Planning Organization's internal control over financial reporting (internal control) as a basis for designing audit procedures that are appropriate in the circumstances for the purpose of expressing our opinions on the financial statements, but not for the purpose of expressing an opinion on the effectiveness of Kootenai Metropolitan Planning Organization's internal control. Accordingly, we do not express an opinion on the effectiveness of Kootenai Metropolitan Planning Organization's internal control.

A *deficiency in internal control* exists when the design or operation of a control does not allow management or employees in the normal course of performing their assigned functions, to prevent, or detect and correct misstatements on a timely basis. A *material weakness* is a deficiency, or a combination of deficiencies, in internal control, such that there is a reasonable possibility that a material misstatement of Kootenai Metropolitan Planning Organization's financial statements will not be prevented, or detected and corrected on a timely basis. A *significant deficiency* is a deficiency, or a combination of deficiencies, in internal control that is less severe than a material weakness, yet important enough to merit attention by those charged with governance.

Our consideration of internal control was for the limited purpose described in the first paragraph of this section and was not designed to identify all deficiencies in internal control that might be material weaknesses or significant deficiencies. Given these limitations, during our audit we did not identify any deficiencies in internal control that we consider to be material weaknesses. However, material weaknesses or significant deficiencies may exist that were not identified.

2100 Northwest Blvd., Ste 400
Coeur d'Alene, ID 83814
www.MMD.cpa
Office: 208-765-9500 • Fax: 208-667-9174

INDEPENDENT AUDITOR'S REPORT ON INTERNAL CONTROL OVER FINANCIAL REPORTING AND ON COMPLIANCE AND OTHER MATTERS BASED ON AN AUDIT OF FINANCIAL STATEMENTS PERFORMED IN ACCORDANCE WITH *GOVERNMENT AUDITING STANDARDS* (CONCLUDED)

Report on Compliance and Other Matters

As part of obtaining reasonable assurance about whether Kootenai Metropolitan Planning Organization's financial statements are free from material misstatement, we performed tests of its compliance with certain provisions of laws, regulations, contracts, and grant agreements, noncompliance with which could have a direct and material effect on the financial statements. However, providing an opinion on compliance with those provisions was not an objective of our audit and, accordingly, we do not express such an opinion. The results of our tests disclosed no instances of noncompliance or other matters that are required to be reported under *Government Auditing Standards*.

Purpose of This Report

The purpose of this report is solely to describe the scope of our testing of internal control and compliance and the results of that testing, and not to provide an opinion on the effectiveness of Kootenai Metropolitan Planning Organization's internal control or on compliance. This report is an integral part of an audit performed in accordance with *Government Auditing Standards* in considering Kootenai Metropolitan Planning Organization's internal control and compliance. Accordingly, this communication is not suitable for any other purpose.

Magnuson, McHugh, Dougherty CPAs

Magnuson, McHugh, Dougherty CPAs

December 29, 2025

2100 Northwest Blvd., Ste 400
Coeur d'Alene, ID 83814

www.MMD.cpa
Office: 208-765-9500 • Fax: 208-667-9174

City of Coeur d' Alene
City of Post Falls
City of Hayden
City of Rathdrum
Coeur d' Alene Tribe
East Side Highway District
Idaho Transportation Department
Kootenai County, Idaho
Lakes Highway District
Post Falls Highway District
Worley Highway District

Cooperatively Developing a Transportation System for all of Kootenai County, Idaho

DATE: February 5, 2026

TO: KMPO Board

FROM: Ali Marienau, Transportation Planner

SUBJECT: 2026 Safety Performance Targets & Review

Background:
In 2018, the KMPO Board approved the decision to support ITD's performance targets for safety rather than adopt separate targets for Kootenai County. KMPO will continue to monitor Kootenai County's progress annually to ensure the MPO area continues to meet the state's safety targets. ITD safety targets for 2026 have not changed from those set in 2025.

Overview:
KMPO staff has reviewed the crash data for Kootenai County from 2021-2025 using Numetric's AASHTOWare Safety platform, available through ITD. Attachment A includes a full year-to-year comparison of crash statistics for the KMPO area.

The 2025 data shows that fatal and serious crash rates in Kootenai County remain below ITD's safety targets. The County continues to see a decrease in the five-year average number of fatalities and fatalities per 100 million vehicle miles (VMT), but an increase in average number of serious injury crashes and serious injury crashes per 100 million VMT. The average number of non-motorized fatalities and serious injuries increased slightly, as well, compared to the previous 5-year period. 24% of fatal and serious injury crashes in Kootenai County occurred on the state highway system in 2025.

	2026 ITD Safety Targets	2021-2025 Performance	
		2025 ITD Targets	Kootenai County
5-Year Avg. Number of Fatalities	238	238	14
5-Year Avg. Fatality Rate per 100 million VMT	1.32	1.32	0.95
5-Year Avg. Number of Serious Injuries	1,224	1,224	85
5-Year Serious Injury Rate per 100 million VMT	6.82	6.82	5.9
5-Year Avg. Number of Non-motorized Fatalities & Serious Injuries	116	116	9.6

In 2020, KCATT requested an analysis of fatal crashes in the county to determine if there may be any measures agencies could take to prevent future crashes. 12 fatal crashes occurred in Kootenai County in 2025.

The most common factors contributing to fatal crashes in 2025 were similar to those reported previously for crashes from 2012 to 2024. Those include: Failed to Maintain Lane (8); Alcohol Impaired (5); Speed too fast for conditions (3); and Exceeded Posted Speed (3) (Note: Up to three contributing factors are identified per crash).

The highest number of “Most Harmful Events” reported in crashes continue to be Overturns (6), followed by head-on collisions (3). Collisions with pedestrians and pedalcycles (resulting in a fatality) continue to be an issue.

I-90 was the only corridor with more than one fatal crash in 2025. Three fatal crashes occurred on roads within the Coeur d’Alene National Forest. A full analysis of fatal crashes from 2012-2025 data is included in Attachment A, including a summary of high crash corridors.

Most fatal crashes in 2025, again, appear to be the result of driver behavior rather than the result of issues with the roadway or intersection. Some locations may be good candidates for additional safety countermeasures to prevent future crashes.

Attachments:

A- Kootenai County Safety Performance 2012-2025

Attachment A

Kootenai County 2025 Safety Performance

	ITD 2025 Targets	Kootenai County Comparison		
		2021-2025	2010-2024	Δ
5-Year Avg. Number of Fatalities	238	14	14	0
5-Year Avg. Fatality Rate per 100 million VMT	1.33	0.95	0.97	- 0.02
5-Year Avg. Number of Serious Injuries	1224	85	84	+1
5-Year Serious Injury Rate per 100 million VMT	6.82	5.9	5.8	+ 0.1
5-Year Avg. Number of Non-motorized Fatalities & Serious Injuries	116	9.6	8.6	+1.0

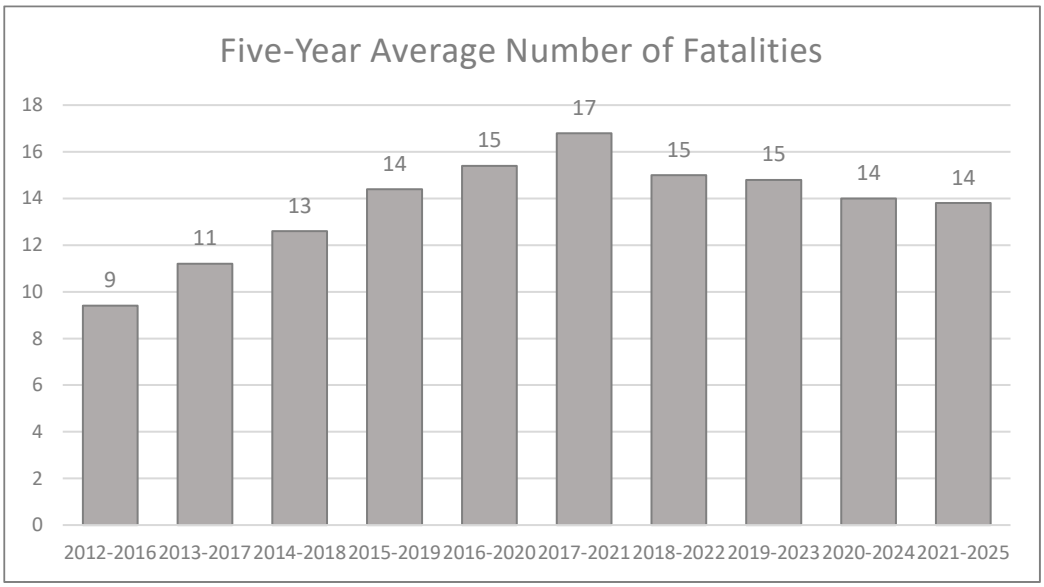

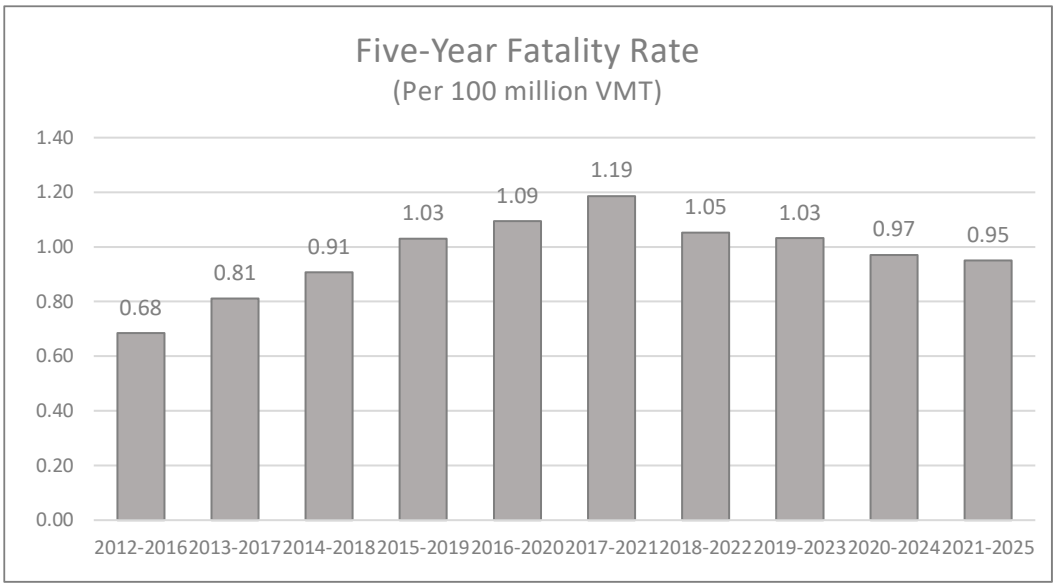
Five-Year Fatality Rate
(Per 100 million VMT)
1.40
1.20
1.00
0.80
0.60
0.40
0.20
0.00
0.68
0.81
0.91
1.03
1.09
1.19
1.05
1.03
0.97
0.95
2012-2016
2013-2017
2014-2018
2015-2019
2016-2020
2017-2021
2018-2022
2019-2023
2020-2024
2021-2025

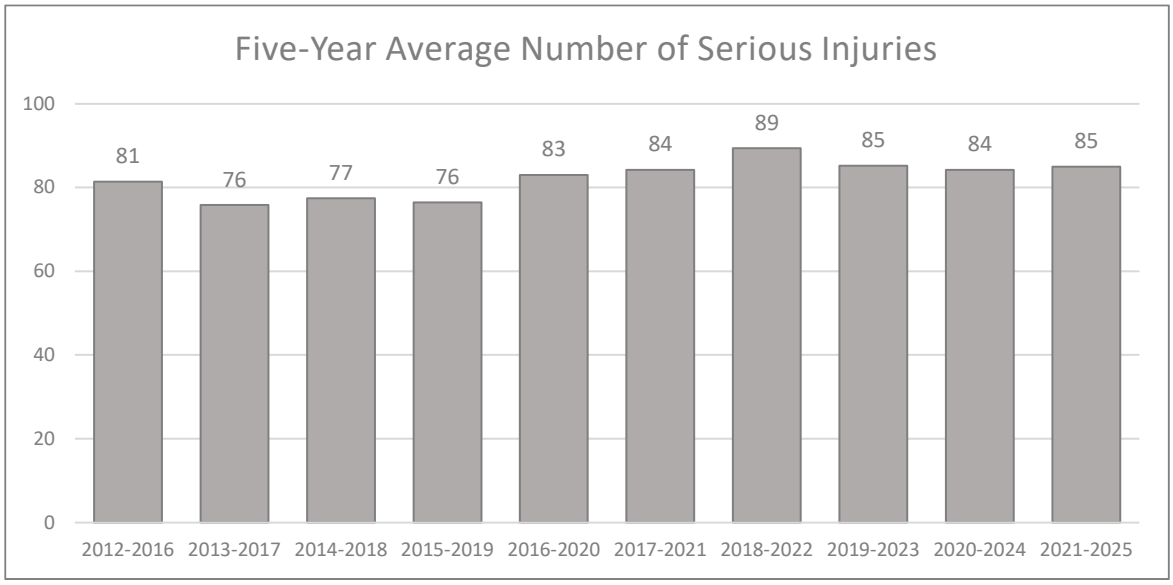
Five-Year Average Number of Serious Injuries
100
80
60
40
20
0
81
76
77
76
83
84
89
85
84
85
2012-2016
2013-2017
2014-2018
2015-2019
2016-2020
2017-2021
2018-2022
2019-2023
2020-2024
2021-2025

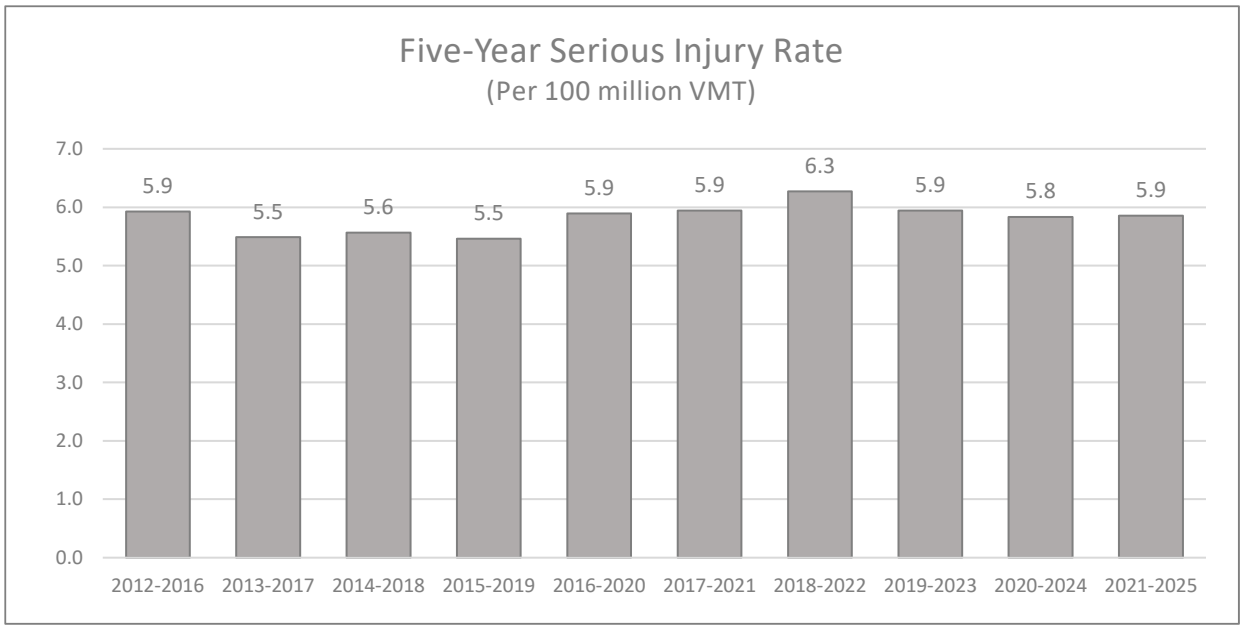
Five-Year Serious Injury Rate
(Per 100 million VMT)
7.0
6.0
5.0
4.0
3.0
2.0
1.0
0.0
5.9
5.5
5.6
5.5
5.9
5.9
6.3
5.9
5.8
5.9
2012-2016
2013-2017
2014-2018
2015-2019
2016-2020
2017-2021
2018-2022
2019-2023
2020-2024
2021-2025

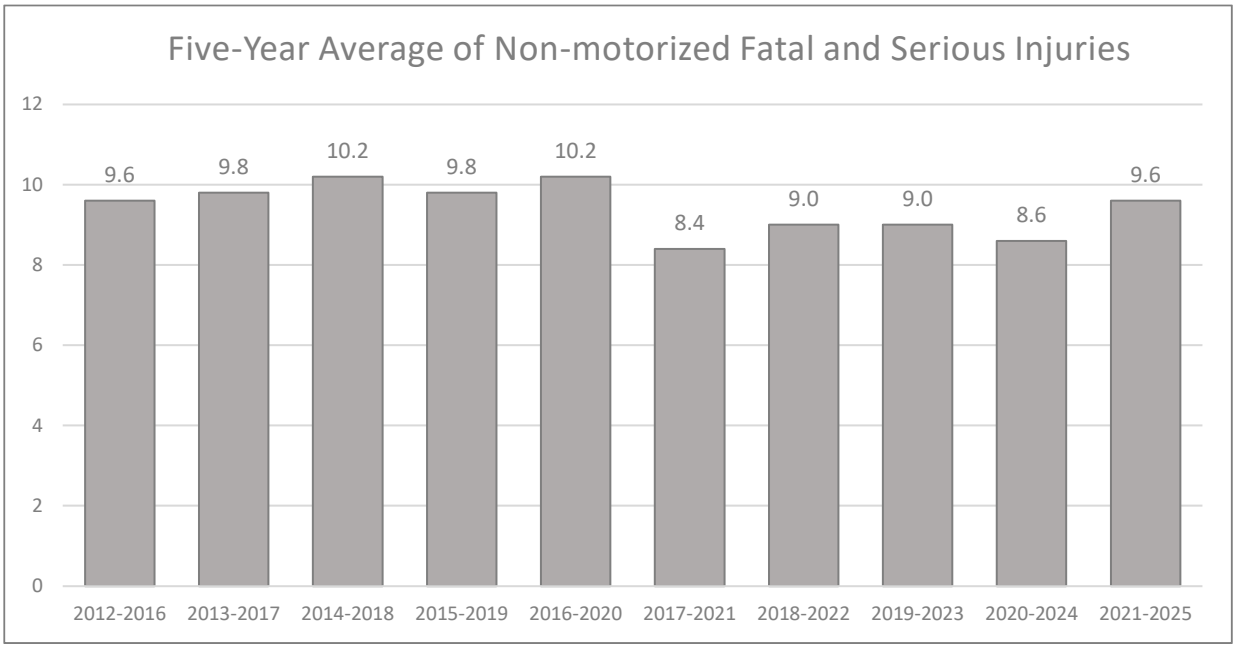
Five-Year Average of Non-motorized Fatal and Serious Injuries
12
10
8
6
4
2
0
9.6
9.8
10.2
9.8
10.2
8.4
9.0
9.0
8.6
9.6
2012-2016
2013-2017
2014-2018
2015-2019
2016-2020
2017-2021
2018-2022
2019-2023
2020-2024
2021-2025

Crash Fatality Analysis, 2012-2025

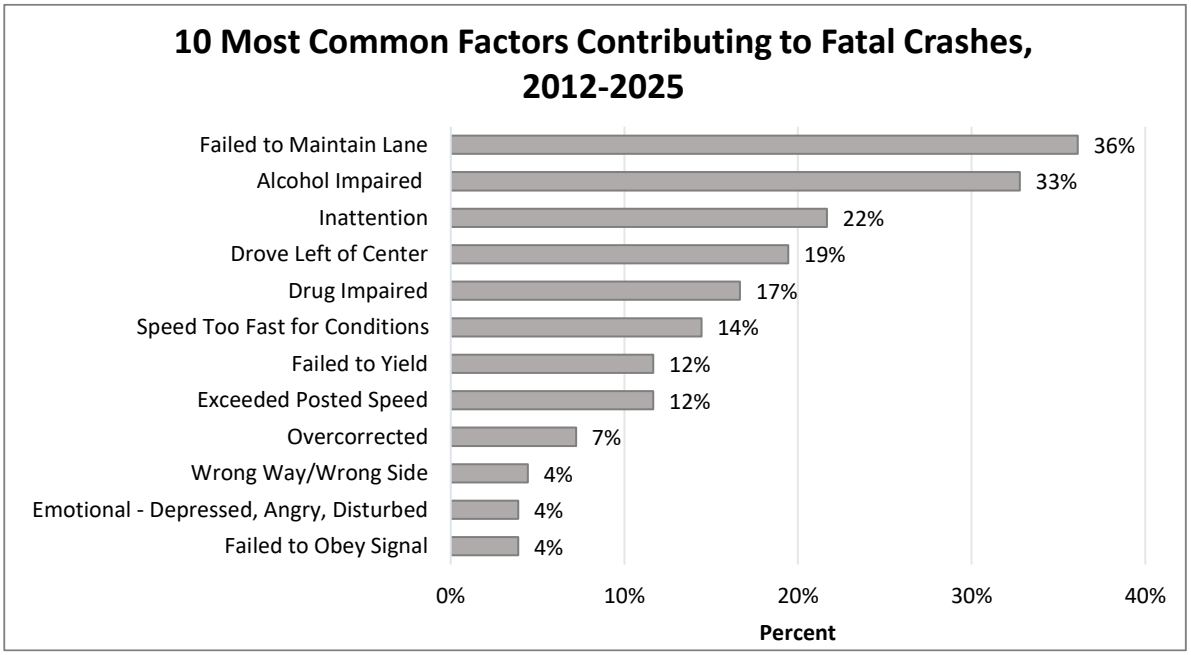

Note: Up to three factors may be reported as contributing to a crash

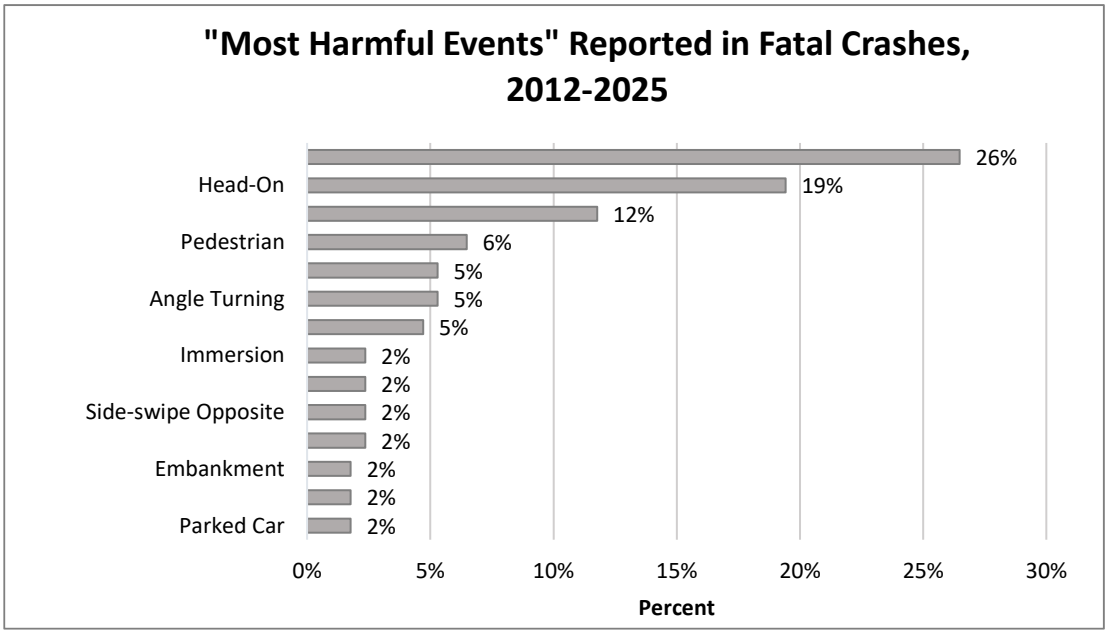

Intersection Related?

Yes	24% (44)
No	76% (136)

Number of Fatal Crashes by Corridor, 2025

Corridor	Number of Crashes	Estimated Annual VMT	Crashes/100 million VMT	Most Harmful Event
I90	2	416,773,034	0.24	Overturn (1), Head-on (1)
Prairie Ave.	1	56,315,903	1.8	Other Fixed Object
Hayden Lake Rd.	1	3,183,189	31.4	Overturn
SH-41	1	78,005,423	1.3	Head-on
SH-53	1	54,435,379	1.8	Overturn
SH-54	1	12,890,989	7.7	Head-on Turning
Spokane St.	1	9,607,389	10.4	Parked Car
US 95	1	258,790,935	0.39	Overturn
FSR 268*	1	-	-	Head-on
FSR 209*	1	-	-	Angle Turning, Overturn
Scranton Rd.*	1	-	-	Overturn

*No model data available

All Fatal Crashes by Corridor, 2012-2025

Corridor	Number of Crashes	Estimated Annual VMT	Crash Rate/100 million VMT	Most Harmful Events (2012-2025)
1. US 95	43	258,790,935	16.6	Head-on(11), Overturn(10), Guardrail(2), Angle(4), Same direction turning (2), Pedestrian(2), Rear-end(2), Traffic signal support, Side swipe same (2), Side Swipe opposite(4), Embankment, Cargo Loss, Angle Turning, Traffic Barrier, Other object, Rear-end turning, Tree
2. I90	27	416,773,034	6.5	Guardrail end, Overturn(5), Rear-end(2), Pedestrian, Angle(2), Fixed object, Fire/Explosion, Head-on(6), Pedacycle, Embankment, Tree, Side Swipe same, Bridge/Pier/Abutment, Traffic Barrier(2), Parked car, Side swipe opposite
3. SH-53	16	54,435,379	29.4	Non-collision injury, Head-on(6), Guardrail Face, Side Swipe Opposite, Overturn(2), Angle turning(2), Tree, Rear-end, Pedestrian (2), Head-on Turning, Parked car
4. SH-41	9	78,005,423	11.5	Head-on(2), Angle(2), Tree(2), Head-on Turning, Fire/Explosion, Pedestrian, Side-swipe Opposite, Rear-end
5. Seltice Way	6	63,354,856	9.5	Head-on (2), Angle, Tree, Traffic Signal Support, Fell/Pushed/Jumped
5. **SH-3**	6	18,778,299	26.6	Tree, Overturn(2), Head-on

Pleasant View Rd.	5	14,198,959	35.2	Angle, Non-contact Unit, Side Swipe Opposite
Prairie Ave.	5	56,315,903	8.9	Angle-turning(2), Angle, Other Fixed Object
SH-58	4	1,487,929	268.8	Head-on(2), Overturn (2)
SH-97	4	19,812,523	20.2	Tree(3), Overturn
Ramsey Rd.	4	41,136,073	9.7	Train(2), Overturn
Government Way	3	34,766,063	8.6	Angle, Head-on Turning, Pedestrian
Huetter Rd.	3	14,945,872	20.1	Overturn, Rear-end, Side-swipe same, Traffic Signal support
Lancaster Rd.	3	11,918,730	25.2	Pedacycle(2)
SH-54	3	12,890,989	23.3	Head-on, Overturn, Head-on Turning
4th St.	2	14,010,858	14.3	Overturn, Tree
Appleway Ave.	2	7,803,430	25.6	Pedestrian, Rear-end, Side-swipe same
Beck Rd.	2	4,851,208	41.2	Head-on
Fernan Lake Rd.	2	208,669	958.5	Immersion(2)
Hayden Ave.	2	22,874,129	8.74	Side-swipe opposite, Tree
Honeysuckle Ave.	2	3,118,164	64.1	Alcohol Impaired, Other
Hayden Lake Rd.	2	3,183,189	62.8	Overturn, Tree
FSR 268*	2	-	-	Overturn, Head-on
Spokane St.	2	9,607,389	20.8	Parked Car, Train

*No model data available

City of Coeur d' Alene
City of Post Falls
City of Hayden
City of Rathdrum
Coeur d' Alene Tribe
East Side Highway District
Idaho Transportation Department
Kootenai County, Idaho
Lakes Highway District
Post Falls Highway District
Worley Highway District

Cooperatively Developing a Transportation System for all of Kootenai County, Idaho

DATE: February 5, 2026

TO: KMPO Board

FROM: Ali Marienau, Transportation Planner

SUBJECT: Federal Functional Classification Map Update - Revisions

Recommendation:

KCATT unanimously approved a recommendation to the Board to adopt the revised urban and rural Federal Functional Classification maps.

Background:

The KMPO Board adopted the updated KMPO Federal Functional Classification (FFC) map on July 10, 2025. Since that time, KMPO staff has been working with KCATT agencies and ITD to complete the change request forms; those were submitted to ITD in November 2025. ITD has reviewed the documents that were submitted and provided comments based on feedback that the department has received from FHWA.

There were three main concerns regarding the requests and documentation that were submitted. These concerns need to be addressed and revisions made prior to resubmitting for approval.

- Urban collectors need to be identified as either minor or major collectors, per FHWA's guidance. This includes those facilities requesting changes, as well as previously classified facilities. All collectors were previously designated as major collectors by ITD.
- "Future" classifications are no longer recognized, unless they are currently funded and identified in the TIP/STIP. All "future" designations will need to be removed from the requests/maps.
- Additional details are needed to justify change requests for several facilities. In situations where newly constructed/proposed development is requiring a change, it is requested that the approved plats, etc. be included for justification.

KMPO staff has been working with each KCATT agency to address the concerns and make the needed revisions to the FFC maps and request forms. Additional changes to previously classified roadways are listed in Attachment A. Revised urban and rural FFC maps are included in Attachment B and C.

Due to the new designations of urban collectors, the following is the breakdown of total miles by classification. A comparison is included with the percentages previously adopted:

Functional Classification	Percent of total KMPO Mileage (Revised)	Percent of total KMPO Mileage (Previously adopted)	FHWA Recommended Range
Interstate	1.8%	1.8%	1-3%
Principle Arterial	4.8%	4.8%	4-9%
Minor Arterial	10.6%	10.5%	7-14%
Major Collector	12.0%	16.5%	3-16%
Minor Collector	4.3%		3-16%
Interstate	1.9%	1.9%	1-3%
Principle Arterial	4.4%	4.4%	2-6%
Minor Arterial	5.3%	5.3%	2-6%
Major Collector	17.2%	16.9%	8-19%
Minor Collector	17.9%	18.2%	3-15%

All classifications continue to meet FHWA's guidelines for total mileage per classification, except for Rural Minor Collectors, due to the inclusion of forest service roads as previously discussed.

Attachments:

A- Additional FFC changes
B- Federal Functional Classification Map – Urban
C- Federal Functional Classification Map – Rural
D- Total Mileage by Classification

Attachment A

Roadway	Extent	Previous Classification	New Classification	Agency
Chateaux Dr.	Honeysuckle Ave. to Hayden Ave.	Major Collector	Minor Collector	Hayden
Lacey Ave.	Ramsey Rd. to Strahorn Rd.	Major Collector	Minor Collector	Hayden
Robison Ave.	Carrington Ln. to Atlas Rd.	Major Collector	Minor Collector	Hayden/PFHD
Orchard Ave.	Chateaux Dr. to Maple St.	Major Collector	Minor Collector	Hayden
Newbrook Dr. /Princetown Ln.	Carrington Ln. to Atlas Rd.	Major Collector	Minor Collector	Coeur d'Alene
Shadduck Ln.	15th St. to end	Minor Arterial	Major Collector	Coeur d'Alene
7th St.	Sherman Ave. to Harrison Ave.	Major Collector	Minor Collector	Coeur d'Alene
Pennsylvania Ave.	15th St. to French Gulch Rd.	Major Collector	Minor Collector	Coeur d'Alene
Mill St.	Main St. to SH-53	Minor Collector	Major Collector	Rathdrum
McCartney St.	Main St. to SH-41	Major Collector	Minor Collector	Rathdrum
Coeur d'Alene St.	Main St. to SH-41	Minor Collector	Major Collector	Rathdrum
Baugh Way	Seltice Way to Pointe Pkwy.	Major Collector	Minor Collector	Post Falls
Clark Fork Parkway	Midway Ave. to Poleline Ave.	Major Collector	Minor Collector	Post Falls
Midway Ave.	Corbin Rd. to Clark Fork Pkwy.	Major Collector	Minor Collector	Post Falls
Pleasant View Rd.	End to Riverbend Ave.	Major Collector	Minor Collector	Post Falls
Henry Street	1st Ave. to 4th Ave.	Major Collector	Minor Collector	Post Falls
Polston Ave.	Idaho St. to Greensferry Rd.	Major Collector	Minor Collector	Post Falls
12th Ave.	Chase Rd. to Zorros Rd.	Major Collector	Minor Collector	Post Falls
15th Ave.	Chase Rd. to Idaho St.	Major Collector	Minor Collector	Post Falls
Bogie Drive	Idaho St. to Greensferry Rd.	Major Collector	Minor Collector	Post Falls
Spencer St.	Ponderosa Blvd. to Seltice Way	Major Collector	Minor Collector	Post Falls
Cedar St.	Seltice Way to Maplewood Ave.	Major Collector	Minor Collector	Post Falls
Central Ave./ Jenalan Ave./Covington Ave.	Cecil Rd. to SH-41	Major Collector	Minor Collector	Post Falls
Pondarosa Blvd.	Greensferry Rd. to Ross Point Rd.	Major Collector	Minor Collector	Post Falls
Syringa St.	Mullan Ave. to end	Major Collector	Minor Collector	Post Falls

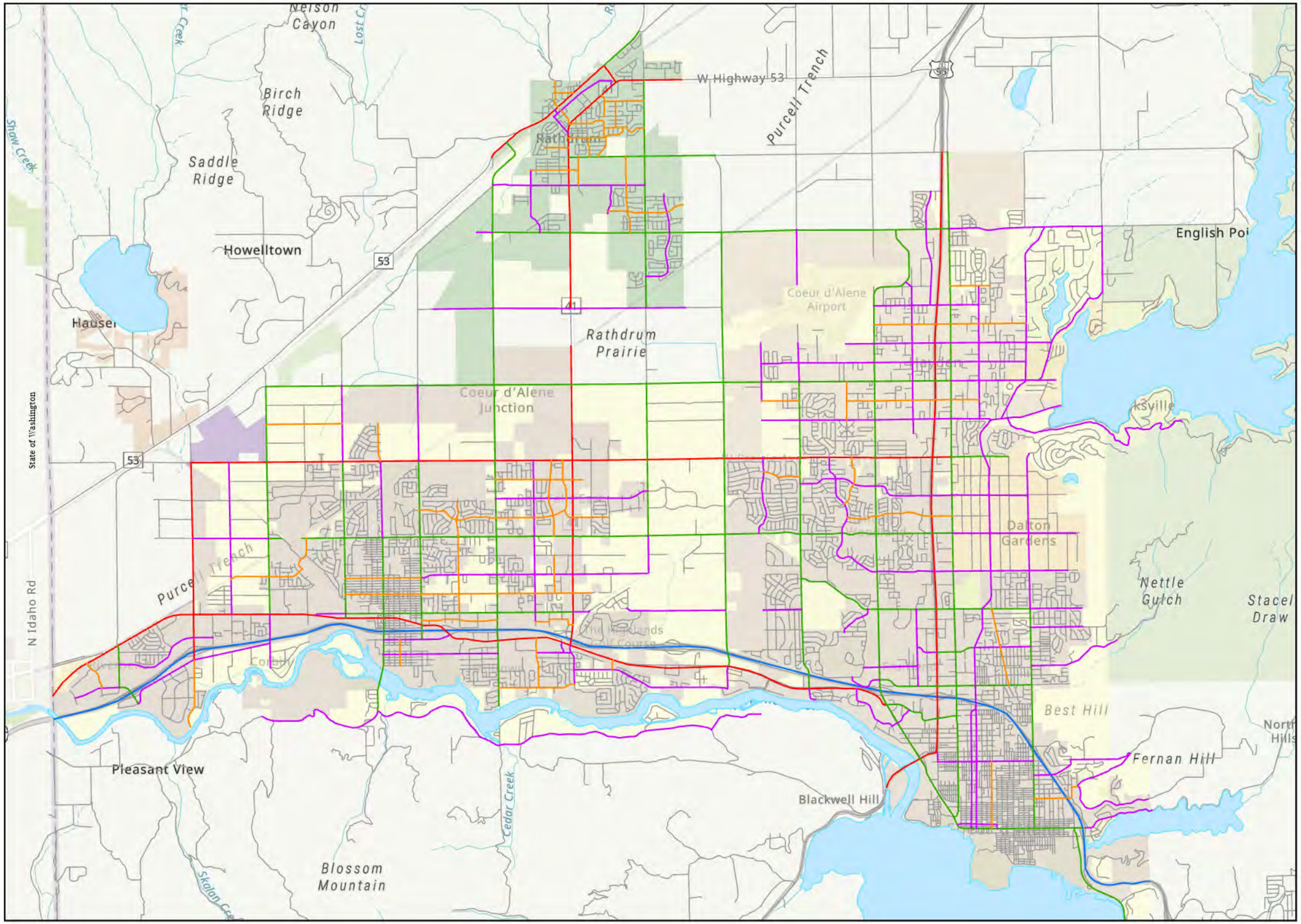

Urban Federal Functional Classification

DRAFT 1/20/2026

Classification

- Interstate
- Principle Arterial
- Minor Arterial
- Major Collector
- Minor Collector

Jurisdictions & Other Features

- Coeur d Alene; Hayden; Post Falls
- Rathdrum
- Other Jurisdictions
- Local Roads
- Water Features

N W E S

0 0.45 0.9 1.8 Miles

Kootenai MPO

KOOTENAI METROPOLITAN PLANNING ORGANIZATION
250 Northwest Blvd, Suite 209, Coeur d'Alene, ID 83814

*Data based on best available information.
*Data for illustrative purposes only.

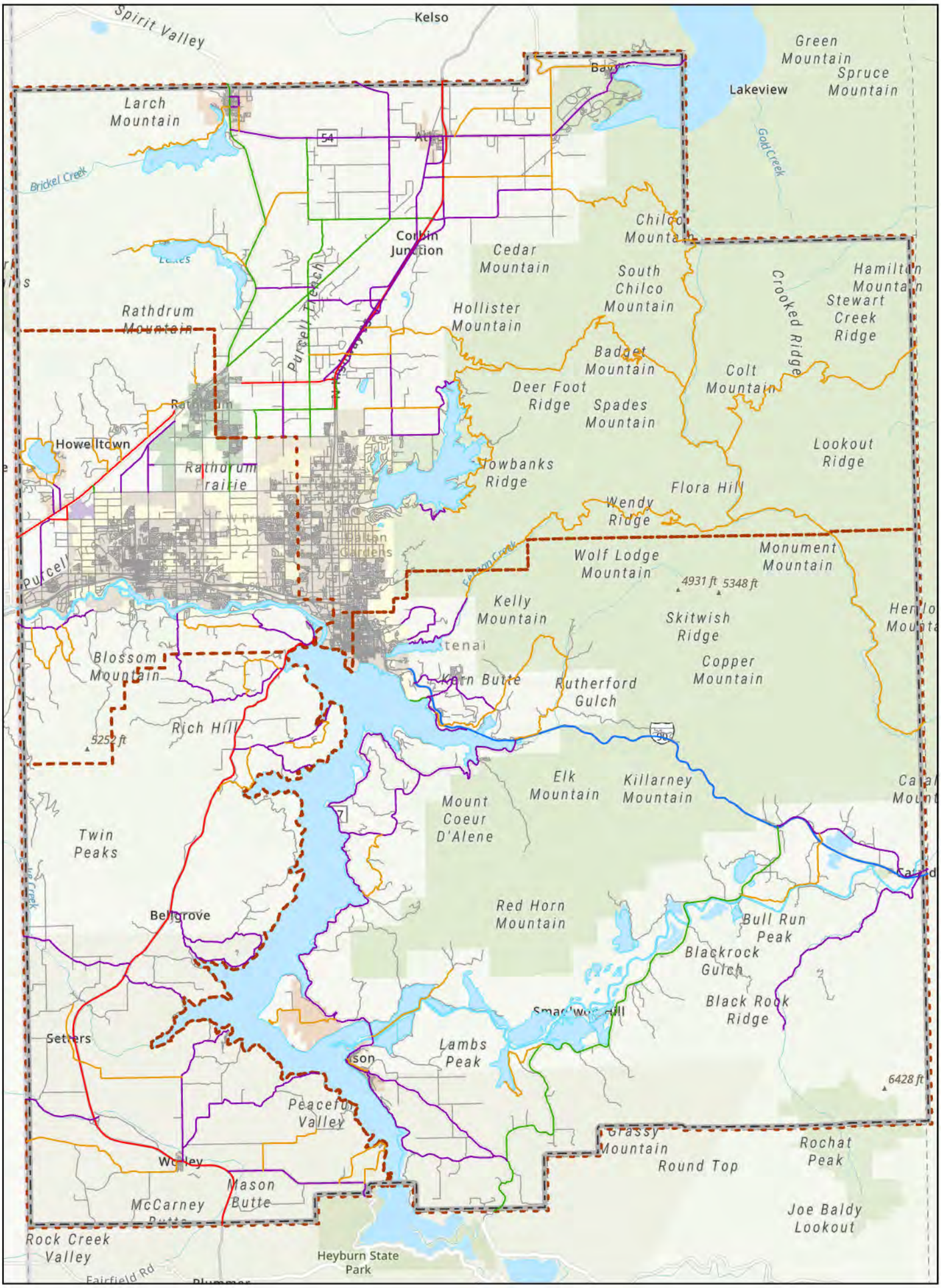

Rural Federal Functional Classification

Draft 1-20-26

Classification

- Interstate
- Principle Arterial
- Minor Arterial
- Major Collector
- Minor Collector

Jurisdictions & Other Features

- Coeur d Alene; Hayden; Post Falls
- Rathdrum
- Other Jurisdictions
- Urban Area Boundary
- Local Roads
- Highway District Boundary

N W E S

0 1.25 2.5 5 Miles

Kootenai MPO

KOOTENAI METROPOLITAN PLANNING ORGANIZATION
250 Northwest Blvd, Suite 209, Coeur d'Alene, ID 83814

*Data based on best available information.
*Data for illustrative purposes only.

KMPO FFC Mileage

1-20-26

Total Miles	2,079		
URBAN TOTAL	**892.5 mi**		
Classification	**FFC Mileage**	**% of Total**	**FHWA Range**
Interstate	16.3	1.8%	1-3%
Principle Arterial	43.3	4.8%	4-9%
Minor Arterial	94.2	10.6%	7-14%
Major Collector	107.5	12.0%	3-16%
Minor Collector	38.2	4.3%	3-16%

RURAL TOTAL	**1,273.1 mi**		
Classification	**FFC Mileage**	**% of Total**	**FHWA Range**
Interstate	23.9	1.9%	1-3%
Principle Arterial	55.4	4.4%	2-6%
Minor Arterial	67.1	5.3%	2-6%
Major Collector	219.0	17.2%	8-19%
Minor Collector	228.4	17.9%	3-15%

Rural Total	1186.5
+USFS	86.6
	1273.1

MILEAGE BY AGENCY

Agency	Total Mileage			
Classification	**Urban/Rural**	**FFC Mileage**	**% of Total**	**FHWA Range**
CDA	297.5 mi			
Principle Arterial	Urban	2.2	0.7%	4-9%
Minor Arterial	Urban	28.6	9.6%	7-14%
Major Collector	Urban	26.8	9.0%	3-16%
Minor Collector	Urban	5.2	1.7%	3-16%

Post Falls	242.8 mi			
Principle Arterial	Urban	8.7	3.6%	4-9%
Minor Arterial	Urban	19.9	8.2%	7-14%
Major Collector	Urban	20.9	8.6%	3-16%
Minor Collector	Urban	18.7	7.7%	3-16%

Hayden	97.4 mi			
Minor Arterial	Urban	11.4	11.7%	7-14%
Major Collector	Urban	22.4	23.0%	3-16%
Minor Collector	Urban	4.8	4.9%	3-16%

Rathdrum	67.6 mi			
Minor Arterial	Urban	8.0	11.8%	7-14%
Major Collector	Urban	6.2	9.2%	3-16%
Minor Collector	Urban	7.9	11.7%	3-16%

*All mileages are estimated based on the best available data via ArcGIS.

KMPO FFC Mileage

1-20-26

Agency	Total Mileage			
Classification	Urban/Rural	FFC Mileage	% of Total	FHWA Range
Minor Arterial	Rural	0.6	0.2%	2-6%
Major Collector	Rural	44.3	18.4%	8-19%
Minor Collector	Rural	34.3	14.2%	3-15%

WHD	192.7 mi			
Major Collector	Rural	47.9	24.8%	8-19%
Minor Collector	Rural	30.0	15.6%	3-15%

LHD	292.6 mi			
	50.4 mi			
Principle Arterial	Urban	3.0	6.0%	4-9%
Minor Arterial	Urban	3.7	7.3%	7-14%
Major Collector	Urban	7.0	13.9%	6-32%
	242.2 mi			
Minor Arterial	Rural	29.3	12.1%	2-6%
Major Collector	Rural	50	20.6%	8-19%
Minor Collector	Rural	55.2	22.8%	3-15%

PFHD	189.2 mi			
	70 mi			
Principle Arterial	Urban	10.3	14.7%	4-9%
Minor Arterial	Urban	20.7	29.6%	7-14%
Major Collector	Urban	16.6	8.8%	3-16%
Minor Collector	Urban	1	0.5%	3-16%
	120 mi			
Principle Arterial	Rural	1.2	1.0%	2-6%
Minor Arterial	Rural	1.3	1.1%	2-6%
Major Collector	Rural	18.8	15.7%	8-19%
Minor Collector	Rural	21.3	17.8%	3-15%

ITD	312.1 mi			
	74.5 mi			
Interstate	Urban	16.3	21.9%	1-3%
Principle Arterial	Urban	19	25.5%	4-9%
Minor Arterial	Urban	0.7	0.9%	7-14%
	237.6 mi			
Interstate	Rural	23.9	10.1%	1-3%
Principle Arterial	Rural	54.2	22.8%	2-6%
Minor Arterial	Rural	35.8	15.1%	2-6%
Major Collector	Rural	54.5	22.9%	8-19%

City of Coeur d' Alene
City of Post Falls
City of Hayden
City of Rathdrum
Coeur d' Alene Tribe
East Side Highway District
Idaho Transportation Department
Kootenai County, Idaho
Lakes Highway District
Post Falls Highway District
Worley Highway District

Cooperatively Developing a Transportation System for all of Kootenai County, Idaho

DATE: February 5, 2026

TO: KMPO Board

FROM: Ali Marienau, Transportation Planner

SUBJECT: 2025-2050 Population Forecasts

Recommendation:

KCATT unanimously approved a recommendation that the KMPO Board adopt the 2025-2050 population forecasts.

Note: Since the January KCATT meeting, the small city population projections (2030-2050) have been revised to address a clerical error. These revisions have no impact on the County control totals, and jurisdiction totals remain within 0.5% of the controls for the forecast years.

Background:

KMPO staff are working on an update of the Metropolitan Transportation Plan (MTP), which will bring the planning horizon to 2050. In order to determine future needs, staff have been working on revised population and employment forecasts for Kootenai County to be used to update KMPO's forecast models. The base model will be updated to reflect 2025. Several data sources have been reviewed, as well as methodologies, to determine 2025 population estimates, as well as appropriate rates of growth over the next 25 years.

The 2025 population estimates were determined using the structure data from Kootenai County. Staff utilized the 2020 occupied dwelling unit numbers, verified by the 2020 U.S. Census Redistricting data, and added the number of new structures completed between 2020 and 2025; occupancy rates were determined using the 2020 Census block data. The county control total for dwelling units is 76,304. Populations for the county, cities, and unincorporated highway districts were estimated by multiplying the number of dwelling units by the 2020 persons per household, making the county population control total 194,575. The control totals were disaggregated to determine the city and highway district totals. Number of dwelling units and population estimates for the county control total were compared to the other available estimates and projections for reasonableness.

For forecasting, staff used U.S. Census population estimate data from the last 30-year period (1995-2025) to develop a rolling average of annual growth to calculate future growth rates for the county. This method allows for future growth to reflect the ups and downs of historic trends, rather than using a typical straight-line projection. The 2050 population control total for Kootenai County is projected to be 339,542. City populations also used a 30-year rolling average to estimate future populations.

Figure 1 Historic Annual Growth Rates – Kootenai County

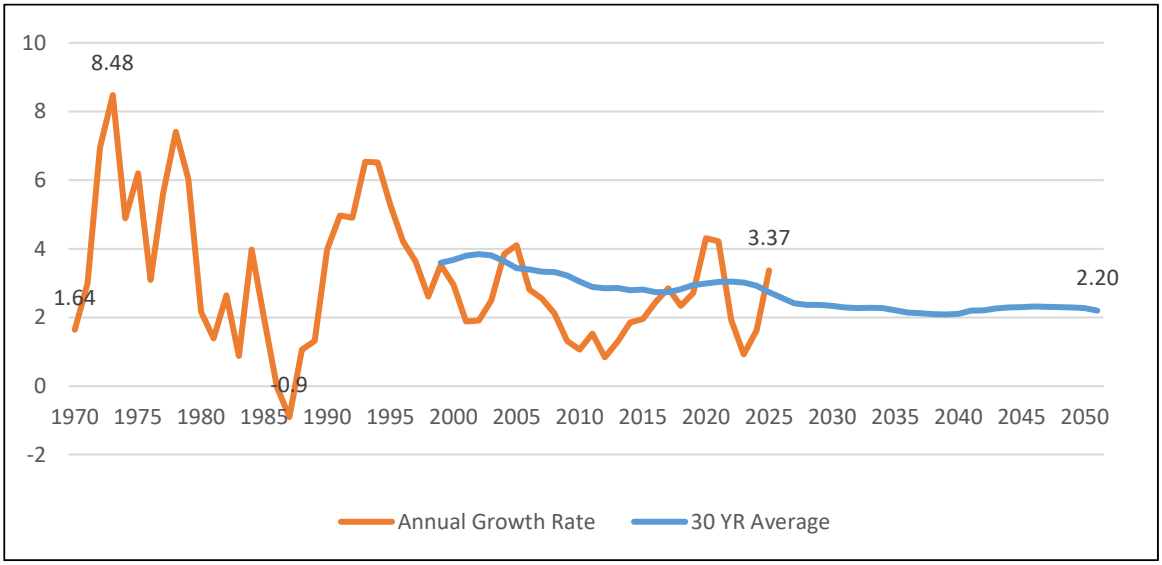

Figure 2 Historic and Forecasted Population Growth Trends – Kootenai County

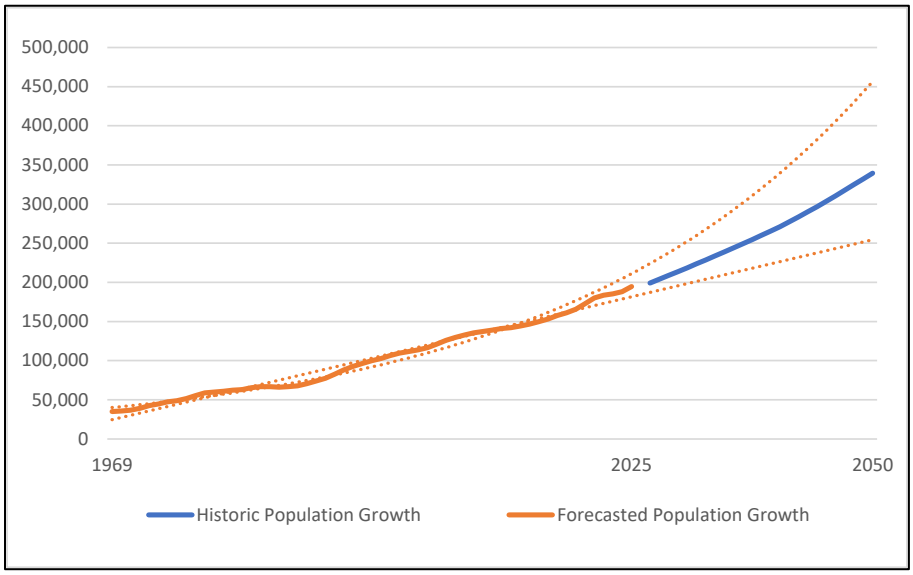

Based on the analysis done for the 2020 update, KMPO staff concluded that it is likely that the unincorporated area will continue to see growth, though rates will vary depending on location; this is also likely due to the change of Areas of Impact for the cities. Staff reviewed the average rates of growth from 2010-2025 for the highway districts and determined that it would be reasonable for Post Falls Highway District, Lakes Highway District and Worley Highway District to follow growth trends experienced over the last 15-year period. East Side Highway District previously saw a negative rate of growth from 2010-2020 and an increase to 0.1% by 2025, but the opportunity for additional development is possible. Due to similarities between the two districts, Worley's rate of 0.9% was used for ESHD's forecasts, as well.

In order to balance growth between the urban and unincorporated areas, the estimated unincorporated highway district population was subtracted from the county control total. The population projections for the cities were then adjusted to ensure total population was within 0.5% of the control total. Adjustments were primarily made to the cities of Coeur d'Alene, Post Falls, Rathdrum, and Hayden based on their proportion of the incorporated area.

You can review the 2025-2050 population estimates and a breakdown of the forecasts in Attachment A.

Attachments:
Attachment A – KMPO 2025-2050 Future Growth Projections DRAFT

KMPO 2025-2050 Future Growth Projections
DRAFT 2-5-26

Jurisdictions	1990 Census Population	2000 Census Population	2010 Census Population	2020 Census Population	2020 Est. Avg. Persons per Household (PPH) Occupied (2)	2025			2030		2035		2040		2045		2050				Total Increase 2025-2050			
						2025 Population Estimates	2025 Occupied Dwelling Units	2010-2025 Average Annual Growth	Total Population (3)	Total Occupied Dwelling Units (4)	Total Population (3)	Total Occupied Dwelling Units (4)	Total Population (3)	Total Occupied Dwelling Units (4)	Total Population (3)	Total Occupied Dwelling Units (4)	Total Population (3)	Total Occupied Dwelling Units (4)	No. of New Dwelling Units to Distribute (add to 2025 values)	Population % of County	Population Increase	TOTAL NEW Dwelling Units	NEW Dwelling Units Total % of County Growth	Annual Growth Rate
Cities (1)																								
Athol	346	676	692	709	2.58	822	319	1.15%	942	365	1,020	396	1,119	434	1,243	482	1,387	538	219	0.41%	565	219	0.4%	2.1%
Coeur d'Alene	24,563	34,514	44,137	54,628	2.40	60,071	25,021	2.08%	66,580	27732	70,877	29,522	76,255	31,762	81,933	34,127	86,617	36,078	11057	25.51%	26,546	11,057	19.8%	1.5%
Dalton Gardens	1,951	2,278	2,335	2,537	2.77	2,487	899	0.42%	2,481	897	2,495	902	2,496	902	2,504	905	2,507	906	7	0.74%	20	7	0.0%	0.0%
Fernan Lake	170	186	169	164	2.28	157	69	-0.49%	150	66	146	64	141	62	136	60	131	58	-11	0.04%	(26)	(11)	0.0%	-0.7%
Harrison	226	267	203	228	2.09	245	117	1.26%	239	114	233	111	224	107	224	107	224	107	-10	0.07%	(21)	(10)	0.0%	-0.4%
Hauser Lake	380	668	678	761	2.28	875	384	1.72%	941	413	975	428	1,011	444	1,078	473	1,152	506	122	0.34%	277	122	0.2%	1.1%
Hayden	3,744	9,159	13,294	15,570	2.54	17,292	6,809	1.77%	19,720	7765	21,375	8,417	22,898	9,017	24,936	9,819	26,650	10,494	3685	7.85%	9,358	3,685	6.6%	1.7%
Hayden Lake	338	494	574	649	2.30	667	290	1.01%	718	312	755	328	792	344	829	360	870	378	88	0.26%	203	88	0.2%	1.1%
Huetter	82	96	100	104	2.36	80	34	-1.48%	78	33	78	33	76	32	75	32	72	30	-4	0.02%	(8)	(4)	0.0%	-0.4%
Post Falls	7,249	17,247	27,574	38,485	2.63	45,791	17,431	3.44%	55,455	21110	64,314	24,482	74,574	28,388	86,683	32,998	99,943	38,045	20614	29.43%	54,152	20,614	36.9%	3.2%
Rathdrum	2,000	4,816	6,826	9,211	2.74	14,214	5,179	5.01%	18,034	6571	21,750	7,925	26,679	9,721	33,249	12,114	41,309	15,051	9872	12.17%	27,095	9,872	17.7%	4.4%
Spirit Lake	790	1,376	1,945	2,337	2.60	2,649	1,018	2.08%	3,034	1166	3,374	1,297	3,781	1,453	4,275	1,643	5,494	2,111	1093	1.62%	2,845	1,093	2.0%	3.0%
State Line	26	28	38	39	3.55	25	7	-2.75%	36	10	37	10	37	10	39	11	40	11	4	0.01%	15	4	0.0%	1.9%
Worley	182	223	257	253	2.58	274	106	0.43%	286	111	297	115	310	120	322	125	336	130	24	0.10%	62	24	0.0%	0.8%
Urban Totals	**42,047**	**72,028**	**98,822**	**125,675**	**2.52**	**145,649**	**57,683**	**2.62%**	**168,693**	**66,665**	**187,726**	**74,030**	**210,393**	**82,796**	**237,526**	**93,255**	**266,733**	**104,443**	**46,760**	**78.56%**	**121,084**	**46,760**	**83.6%**	**2.4%**
Unincorporated Areas (5)																								
Post Falls Highway Dist.			10,844	13,268	2.75	13,885	5,042	1.66%	15,106	5,485	16,434	5,968	17,880	6,493	19,452	7,064	21,163	7,685	2,022	6.23%	7,278	2,643	4.7%	1.7%
Lakes Highway Distrtict			18,704	22,261	2.67	23,928	8,955	1.66%	24,458	9,153	28,321	10,599	30,812	11,531	33,522	12,545	38,305	14,336	3,590	11.28%	14,377	5,381	9.6%	1.9%
Eastside Highway District			5,970	5,769	2.37	6,103	2,578	0.15%	5,944	2,511	6,675	2,820	6,981	2,949	7,301	3,084	7,635	3,225	506	2.25%	1,532	647	1.2%	0.9%
Worley Highway District			4,155	4,389	2.49	4,730	1,898	0.87%	4,522	1,814	5,173	2,076	5,410	2,171	5,658	2,270	5,918	2,374	372	1.74%	1,188	476	0.9%	0.9%
Unincorporated Totals			**39,673**	**45,687**	**2.63**	**48,646**	**18,473**	**1.51%**	**50,030**	**18,964**	**56,604**	**21,462**	**61,083**	**23,144**	**65,933**	**24,963**	**73,021**	**27,620**	**6,490**	**21.51%**	**24,375**	**9,147**	**16.4%**	**1.6%**
DISTRICT-WIDE (6)																								
Post Falls Highway District			54,224	76,096	2.66	91,553	34,419	3.55%																
Lakes Highway Distrtict			63,423	70,842	2.52	77,283	30,679	1.33%																
Eastside Highway District			12,241	15,271	2.34	16,178	6,903	1.88%																
Worley Highway District			8,607	9,153	2.27	9,927	4,373	0.96%																
			138,495	**171,362**	**2.55**	**194,941**	**76,374**	**2.31%**																
Kootenai County						**194,575**	**76,304**	**2.29%**	**218,591**	**85,629**	**244,112**	**95,492**	**271,148**	**105,939**	**303,424**	**118,219**	**339,542**	**132,063**	**53,250**	**100%**	**145,459**	**55,907**	**100%**	**2.3%**

NOTES:

(1) City population and total occupied housing units include only those in the incorporated area. It is assumed that forecasts incorporate populations and housing units in the AOIs.

(2) Average persons per household (PPH) was estimated by dividing the jurisdiction's population by the number of occupied housing units.

(3) The County population projection/control total was calculated using growth rates derived from a rolling average of annual rates of growth from 1995-2025. Highway district populations were projected using rates from the 2010-2025 period. City populations were calculated using the same rolling average method as the county but adjusted in relation to the highway district growth to remain within the county control total.

(4) Occupied housing projections was calculated by dividing the forecast population by the 2020 persons per household (PPH) for each jurisdiction.

(5) Unincorporated dwelling unit data include all dwelling units outside of city limits, as city estimates ONLY include dwelling units within current city boundaries (*so NOT ONLY OSFDUs). District-wide estimates include data for incorporated and unincorporated areas.

(6) Urban and unincorportated projections may not exactly match the county control total, but sums are within 0.5% for each projection year.

KMPO Board Packet Agenda Item **Item 9**

DATE: February 3, 2026
TO: KMPO Board Members
FROM: Glenn F. Miles, Executive Director
SUBJECT: Director's Report

Here is a recap of KMPO's activities through February 3, 2026

WE WILL MEET AT THE CITY OF POST FALLS CITY COUNCIL CHAMBERS

Planning Activities:

KMPO staff will be providing a recommendation supported by KCATT to approve modifications to the Federal Functional Classification System (FFCS). This process was used to update roads that will be eligible to receive Federal aid funds through the Federal Highway Administration formula grant programs as well as any potential Federal competitive grant programs.

KMPO staff has been coordinating with KCATT members on the update to the Metropolitan Transportation Plan (MTP). At the January meeting, KCATT received the current section on transportation policies and have been asked to provide comments back to KMPO by the February meeting. In addition, KCATT has recommended adoption of the KMPO Population and Employment Forecasts. The forecasts have also been coordinated with local jurisdictions, highway districts, and the Department of Labor.

The Board will receive a review of the transportation safety performance measures during the meeting on February 12th.

Programming Activities:

For Fiscal Year 2026, there have been no amendments to date; however, several major projects are still underway and more that are expected to be out to bid for construction during 2026.

Other Activities:

Rathdrum Prairie Transportation Study and U.S. 95 Interchange Design Review Updates:

HDR Inc is working in coordination with ITD District 1 and KMPO on Phase D of the Rathdrum Prairie Transportation Study, where they are looking at combinations of alternatives, more in-depth performance analysis and refined right of way needs.

I-90/U.S. 95 Interchange Project:

The TECM Office and David Evans & Associates (DEA) continue to look at design alternatives as well as preparing for the environmental re-evaluation on the project, which will include the access options to Appleway.

KMPO 2025 Financial Audit:

Magnuson, McHugh and Doughtery completed and delivered the FY 2025 Financial Audit to KMPO. This year's audit includes the acquisition of the office space and associated depreciation schedule. The FY 2025 Audit report is included in the Board packet. An action to accept the report is requested.

KMPO Office Closures:

KMPO will be closed February16th for Presidents' Day