Citylink

2021-2022 Monthly Ridership Comparison

	Apr'21	May'21	Jun'21	Jul'21	Aug'21	Sep'21	Oct'21	Nov'21	Dec'21	Jan'22	Feb'22	Mar'22	Apr'22
A Route	3,047	2,833	2,881	2,707	3,060	3,142	3,336	2,954	3,065	3,457	3,840	4,414	3,795
B Route	2,861	2,537	2,709	2,751	2,894	2,849	2,934	2,751	2,589	2,687	2,890	3,805	3,610
C Route	2,584	2,104	2,225	2,153	2,680	2,751	2,556	2,176	2,340	2,078	2,357	2,495	2,634
North	8,492	7,474	7,815	7,611	8,634	8,742	8,826	7,881	7,994	8,222	9,087	10,714	10,039
Link	3,333	3,167	3,183	3,597	3,308	3,081	3,310	3,177	3,871	3,705	3,312	3,805	3,624
Rural	2,686	2,429	2,112	2,087	2,223	2,014	2,682	1,671	1,617	1,649	1,300	2,264	2,255
South	6,019	5,596	5,295	5,684	5,531	5,095	5,992	4,848	5,488	5,354	4,612	6,069	5,879
Citylink Para	1,420	1,346	1,406	1,317	1,378	1,303	1,312	1,238	1,281	1,124	1,246	1,506	1,294
KH	1,594	1,477	1,595	1,637	1,666	1,532	1,359	1,435	1,658	1,661	1,277	1,530	1,632
Para	3,014	2,823	3,001	2,954	3,044	2,835	2,671	2,673	2,939	2,785	2,523	3,036	2,926
Totals	**17,525**	**15,893**	**16,111**	**16,249**	**17,209**	**16,672**	**17,489**	**15,402**	**16,421**	**16,361**	**16,222**	**19,819**	**18,844**

Citylink

2020-2022 Total Ridership Comparison

NORTH

	Jan	Feb	Mar	Apr	May	Jun	Jul	Aug	Sep	Oct	Nov	Dec
2020	11,611	11,734	9,842	5,688	6,040	8,000	8,711	8,654	8,427	9,184	7,922	9,379
2021	8,411	9,070	10,007	8,492	7,474	7,815	7,611	8,634	8,742	8,826	7,881	7,994
2022	8,222	9,087	10,714	10,039								

SOUTH

	Jan	Feb	Mar	Apr	May	Jun	Jul	Aug	Sep	Oct	Nov	Dec
2020	9,831	9,291	5,118	375	5,071	5,337	5,233	5,236	5,109	5,992	5,877	6,155
2021	6,416	6,210	6,607	6,019	5,596	5,295	5,684	5,531	5,095	5,992	4,848	5,488
2022	5,354	4,612	6,069	5,879								

COMBINED

	Jan	Feb	Mar	Apr	May	Jun	Jul	Aug	Sep	Oct	Nov	Dec
2020	21,442	21,025	14,960	6,063	11,111	13,337	13,944	13,890	13,536	15,176	13,799	15,534
2021	14,827	15,280	16,614	14,511	13,070	13,110	13,295	14,165	13,837	14,818	12,729	13,482
2022	13,576	13,699	16,783	15,918								

PARATRANSIT

	Jan	Feb	Mar	Apr	May	Jun	Jul	Aug	Sep	Oct	Nov	Dec
2020	4,011	3,466	3,379	1,641	2,108	2,609	2,635	2,479	2,595	2,558	2,614	2,613
2021	2,409	2,176	3,152	3,014	2,823	3,001	2,954	3,044	2,835	2,671	2,673	2,939
2022	2,785	2,523	3,036	2,926								

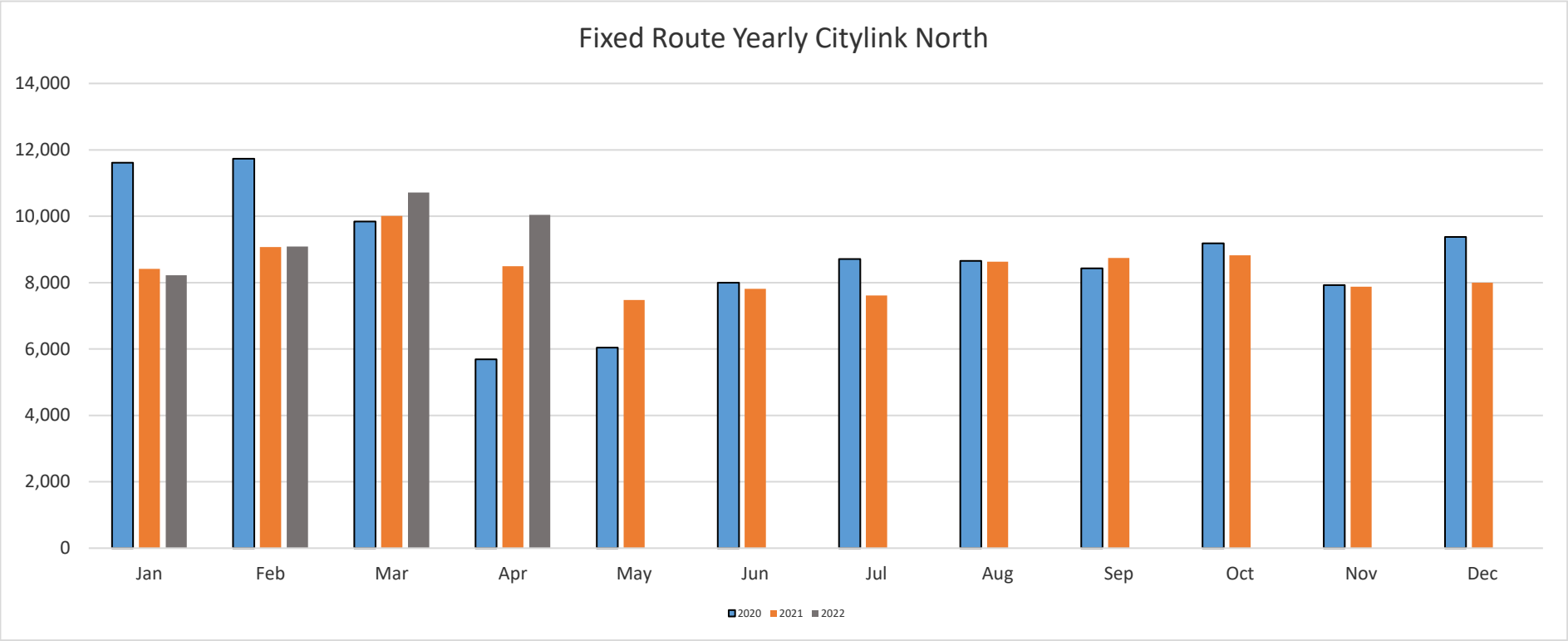
Fixed Route Yearly Citylink North
14,000
12,000
10,000
8,000
6,000
4,000
2,000
0
Jan
Feb
Mar
Apr
May
Jun
Jul
Aug
Sep
Oct
Nov
Dec
2020
2021
2022

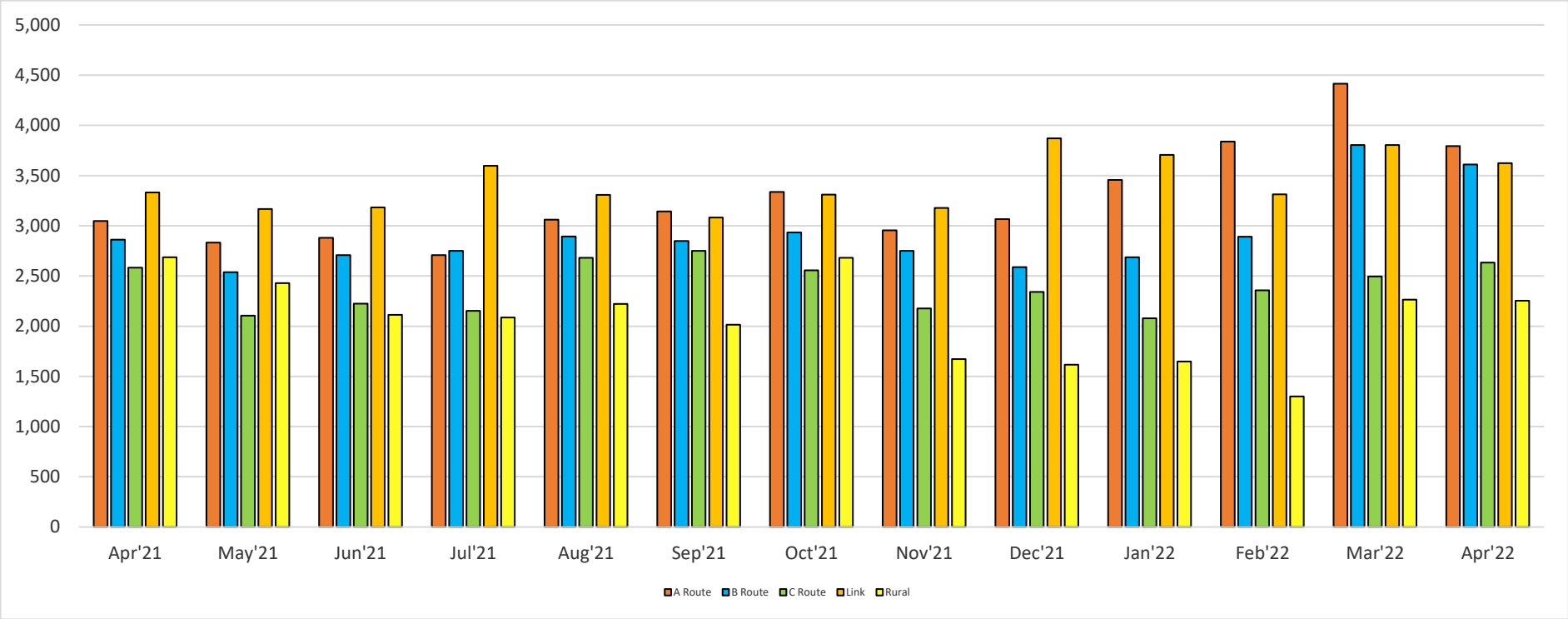
5,000
4,500
4,000
3,500
3,000
2,500
2,000
1,500
1,000
500
0
Apr'21
May'21
Jun'21
Jul'21
Aug'21
Sep'21
Oct'21
Nov'21
Dec'21
Jan'22
Feb'22
Mar'22
Apr'22
A Route
B Route
C Route
Link
Rural

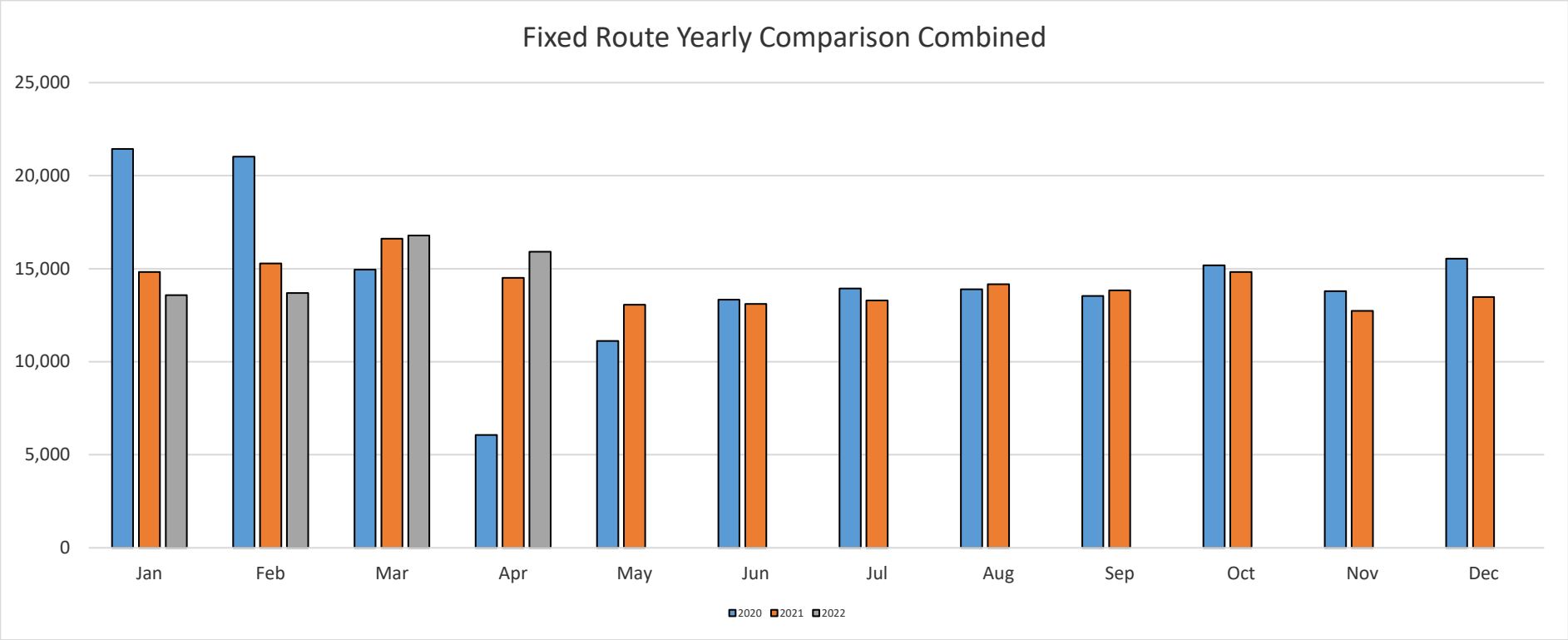
Fixed Route Yearly Comparison Combined
25,000
20,000
15,000
10,000
5,000
0
Jan
Feb
Mar
Apr
May
Jun
Jul
Aug
Sep
Oct
Nov
Dec
2020
2021
2022